Product Catalogue



Diamond cable



Diamond cable

Our Vision; is to make total quality philosophy as our mode of life with our basic values and targets on the way of perfection.

Our Mission; since founded date, as contract and solution company electric fundamental works , the mission of signal international is offering trusted and qualified services having international standarts in construction field and electric fundamental works between 0,4 – 400 kV supported by contemporary, experimented, dynamic man power having technologic and other skills.

Our Quality Policy; it is the policy pursued by hereby corporation to submit services of quality that go hand in hand with statutory regulations and specifications in effect as such to be able to respond requirements and expectations of our customers in the field of undertaking services in all and any electric infrastructural works, at home and overseas. In line with the said object:

- To maintain in an effective way activities of continuous improvement in order to become able to answer in a speedy way to various expectations expressed by customers.
- To encourage, incite our suppliers and subcontractors to raise their qualities with the object of their being able to submit services of quality.
- To use in the most efficient and productive way resources available to us.
- To lift our performance and competitive power up to the highest peak.



INDEX

Cable	4 - 17
Lighting	18 - 31
Switchgear Equipment	32 - 33
Transformer	34 - 35
Stabilizers	36 - 37
UPS	38 - 39
Generators	40 - 43
Cable Tray System	44 - 45

Diamond cable

Diamond cable

Our company, has adopted an "ABSOLUTE CUSTOMER SATISFACTION" principle with its quarter of a century experience and knowledge, aimed to provide the best service to its customers both with the state of the art technology it is using and also with its superior service concept.

Production is carried out by the team of experts having knowledge and experience in their field by using cutting edge technology machinery in compliance with the world standards at our facilities having 40.000 m^2 indoor space and 150.000 m^2 open space in Çorlu. Products are tested during all stages of production and especially during the final controls by using modern test equipment, and hence it is ensured that the high quality product is delivered to the customer.

Our product range includes all low and medium voltage energy cables up to 35KV. Also HALOGEN-FREE cables not emitting dense smoke and toxic gases like standard cables during fire, use of which in areas with high human population is mandatory also in our country, are also produced in our facilities, and the highest protection of security of life and property during fire has been ensured through this.

In addition to its trustworthy name in the domestic market, Diamond Cable expanded competition to abroad in globalizing world, and has become a strong brand with its exports made especially to European countries and also to Middle Eastern, African and Central Asian countries. With its high quality concept, dynamic employees as well as modern production facilities, our company secured its place among the leading companies of the sector.

Our company gives a sense of security to its customers with its comprehensive product and system certificates: TSE, HAR, TS EN ISO 9001:2000 QUALITY MANAGEMENT SYSTEM CERTIFICATE, GOST-R,UKR-SEPRO AND ISO 14001 ENVIRONMENTAL MANAGEMENT SYSTEM CERTIFICATE.



Notre entreprise adoptant le principe de "HAUTE SATISFACTION CLIENTÈLE" grâceà son expérience et ses connaissances plus d'un quart de siècle, vise à fournir le meilleur service à ses clients avec la technologie la plus récente et aussi avec le concept de service de qualité supérieure.

Notre production est effectuée dans notre plante établie sur 40.000 m^2 à l'intérieur et 150.000m^2 à l'extérieur à Çorlu en utilisant les machines les plus récentes par les équipes spécialistes qualifiés et expérimentés conformément aux normes mondiales. Les produits sont contrôlés par les modernes équipements d'essai dans chaque étape de production et surtout pendant les dernières vérifications et ainsi les produits de haute qualité sont livrés au client.

Ils existent dans notre gamme tous les câbles de basse et moyenne tension jusqu'à 35 KV. En outre, les câbles dont l'utilisation est rendue obligatoire aussi dans notre pays dans les endroits de forte densité humaine, et qui n'enlèvent pas une épaisse fumée et de gaz toxiques lors d'un incendie comme les câbles standards et étant SANS HALOGÈNE sont fabriqués aussi dans notre maison, la production au plus haut niveau de sécurité des personnes et des biens est assurée ainsi.

Ainsi que son nom fiable dans le marché intérieur, Diamond Cable a déplacé la concurrence à l'étranger dans le contexte de la mondialisation et est devenu une marque forte grâce à ses exportations en particulier aux pays d'Europe, aux pays de Moyen- Orient, aux pays d'Afrique et d'Asie Centrale. Notre société a pris sa place parmi les leaders établissements dans son secteur grâce à sa compréhension de haute qualité, à ses travaux professionnels, à ses employés dynamiques et à ses installations de production modernes.

Elle donne confiance à ses clients par ses certificats complets de produits et de systèmes : TSE, HAR, TS EN ISO 9001 : 2000 CERTIFICAT DE QUALITÉ, DE GESTION, DE SYSTÈME, GOST-R, UKR- SEPRO ET ISO 14001 CERTIFICAT DE GESTION ENVIRONNEMENTALE.



CÂBLES ISOLÉS EN PVC, NON GAINÉS UNI-POLAIRES, AVEC LE CONDUCTEUR EN CUIVRE

PVC INSULATED NON-SHEATED
SINGLE CORE CABLES WITH COPPER CONDUCTOR

H05V-U	300/500 V	TS 9758	VDE 0281
H07V-U/R	450/750 V	TS 9758	VDE 0281

Structure	Construction
1-Conducteur en cuivre simple ou multi-fil 2-Isolé en PVC	1- Solid or stranded copper conductor 2- PVC insulation

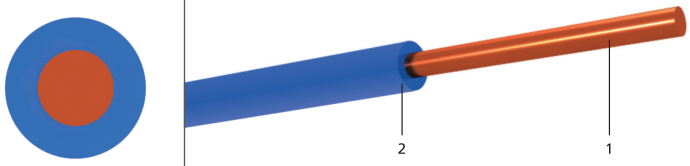

CÂBLES ISOLÉS (PVC), SANS GAINE UNI-POLAIRE, CONDUCTEUR EN CUIVRE

PVC INSULATED NON-SHEATED SINGLE CORE CABLES
WITH FLEXIBLE COPPER CONDUCTOR

H05V-K	300/500 V	TS 9758	VDE 0281
H07V-K	450/750 V	TS 9758	VDE 0281

Structure	Construction
1- Conducteur en cuivre souple 2- Isolation PVC	1- Flexible copper conductor 2- PVC insulation

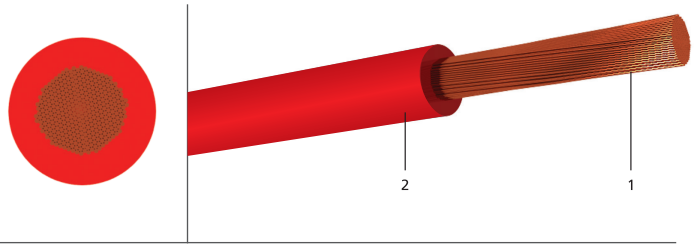

CÂBLES ISOLÉS EN PVC, MULTI - POLAIRES, AVEC LE CONDUCTEUR EN CUIVRE

PVC INSULATED MULTI-CORE CABLES
WITH COPPER CONDUCTOR

NVV	300/500 V	TS 9759
NYM	300/500 V	VDE 0250

Structure	Construction
1- Conducteur en cuivre simple ou multi-fil 2- Isolé en PVC 3- Rembourrage en PVC 4- Gaine extérieure en PVC	1- Solid or stranded copper conductor 2- PVC insulation 3- PVC filler 4- PVC outer sheath

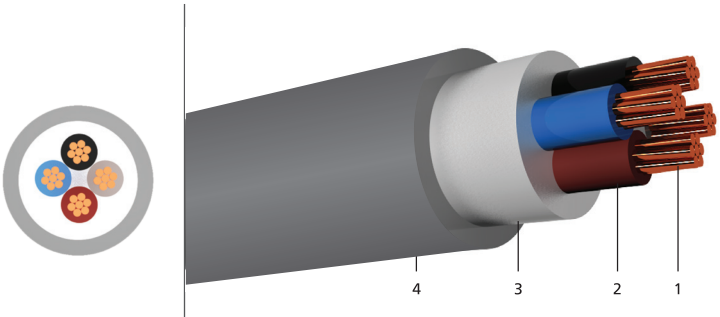

CÂBLES ISOLÉS EN PVC, MULTI - POLAIRES, AVEC LE CONDUCTEUR EN CUIVRE FLEXIBLE

PVC INSULATED MULTI-CORE CABLES
WITH FLEXIBLE COPPER CONDUCTOR

H05VV-F	300/500 V	TS 9760	VDE 0281

Structure	Construction
1- Conducteur fin en cuivre multi-fil 2- Isolé en PVC 3- Gaine extérieure en PVC	1- Solid or stranded copper conductor 2- PVC insulation 3- PVC outer sheath

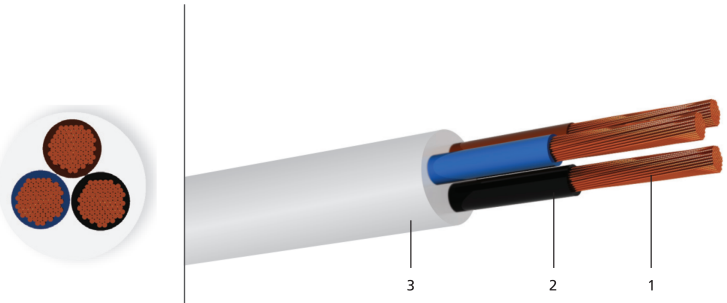

CÂBLES ISOLÉS EN PVC, PLATS, AVEC LE CONDUCTEUR EN CUIVRE

PVC INSULATED, FLAT CABLES
WITH COPPER CONDUCTOR

TWIN FLAT 6242Y 300/500 V BS 6004

Structure	Construction
1- Conducteur en cuivre simple ou multi-fil 2- Isolé en PVC 3- Gaine extérieure en PVC	1- Solid or stranded copper conductor 2- PVC insulation 3- PVC outer sheath



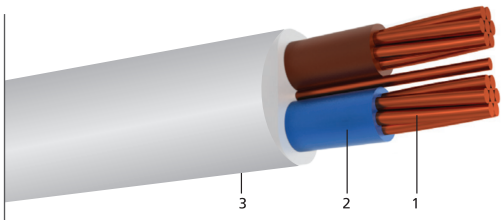

CÂBLES ISOLÉS EN PVC, NON GAINÉS UNI-POLAIRES, AVEC LE CONDUCTEUR EN CUIVRE FLEXIBLE

0.6/1 kV PVC INSULATED CABLES
WITH COPPER CONDUCTOR

YVV 0.6/1 kV TS IEC 60502-1
NYY 0.6/1 kV VDE 0276-603

Structure	Construction
1- Conducteur en cuivre simple ou multi-fil 2- Isolé en PVC 3- Remplissage en PVC 4 -Gaine extérieure en PVC	1- Solid or stranded copper conductor 2- PVC insulation 3- PVC filler 4- PVC outer sheath

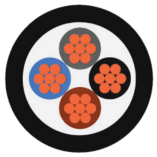

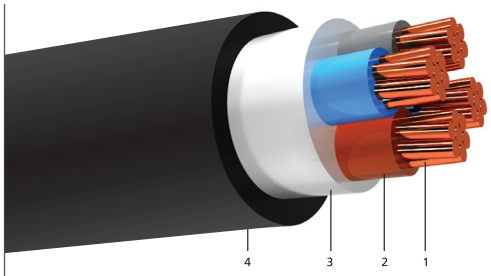

0.6/1 kV CÂBLES ISOLÉS EN PVC, BLINDÉS DE FIL ROND EN ACIER MULTI - POLAIRES, AVEC LE CONDUCTEUR EN CUIVRE

0.6/1 kV PVC INSULATED ROUND STEEL WIRE ARMOURED,
MULTI-CORE CABLES WITH COPPER CONDUCTOR

YVZ2V 0.6/1 kV TS IEC 60502-1
NYRY 0.6/1 kV VDE 0271

Structure	Construction
1-Conducteur en cuivre simple ou multi-fil 2- Isolé en PVC 3- Remplissage en PVC 4- Fils ronds en acier galvanisé 5- Bande en polyester 6- Gaine extérieure en PVC	1- Solid or stranded copper conductor 2- PVC insulation 3- PVC filler 4- Galvanized round steel wires 5- Polyester tape 6- PVC outer sheath



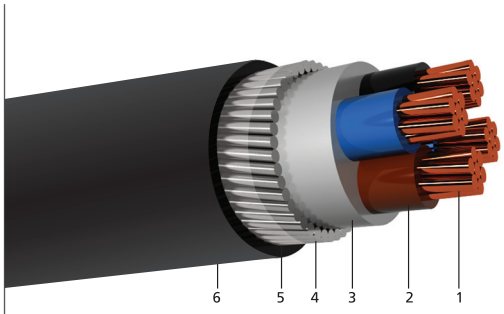

0.6/1 kV CÂBLES ISOLÉS EN PVC, BLINDÉS DE FIL PLAT EN ACIER MULTI - POLAIRES, AVEC LE CONDUCTEUR EN CUIVRE

0.6/1 kV PVC INSULATED FLAT STEEL WIRE ARMOURED,
MULTI-CORE CABLES WITH COPPER CONDUCTOR

YVZ3V 0.6/1 kV TS IEC 60502-1
NYFGbY 0.6/1 kV VDE 0271

Structure	Construction
1- Conducteur en cuivre simple ou multi-fil 2- Isolé en PVC 3- Remplissage en PVC 4- Fils plat en acier galvanisé 5- Bande en acier galvanisé 6- Gaine extérieure en PVC	1- Solid or stranded copper conductor 2- PVC insulation 3- PVC filler 4- Galvanized flat steel wires 5- Galvanized steel tape 6- PVC outer sheath



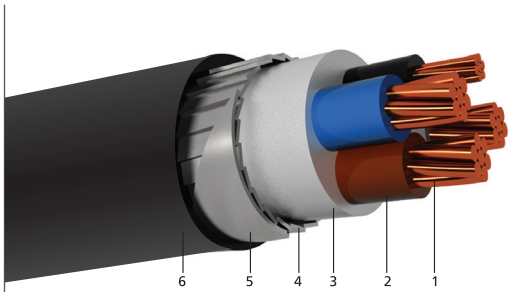

0.6/1 kV CÂBLES ISOLÉS EN PVC, AVEC LE CONDUCTEUR CONCENTRIQUE, MULTI - POLAIRES, AVEC LE CONDUCTEUR EN CUIVRE

0.6 / 1 kV PVC INSULATED CONCENTRIC CONDUCTOR SCREEN, MULTI-CORE CABLES WITH COPPER CONDUCTOR

YVCV 0.6/1kV TS IEC 60502-1
NYCY 0.6/1kV VDE 0271

Structure	Construction
1- Conducteur en cuivre simple ou multi-fil	1- Solid or stranded copper conductor
2- Isolé en PVC	2- PVC insulation
3- Remplissage en PVC	3- PVC filler
4- Conducteur concentrique	4- Concentric screen
5- Bande en acier	5- Copper tape
6- Bande en polyester	6- Polyester tape
7-Gaine extérieure en PVC	7- PVC outer sheath



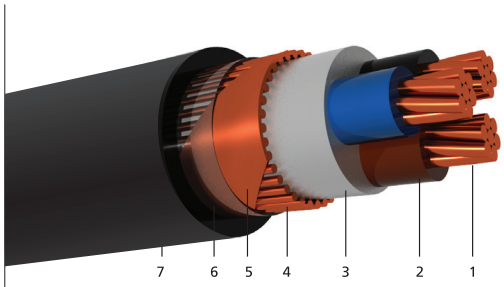

0.6/1 kV CÂBLES ISOLÉS EN XLPE, AVEC LE CONDUCTEUR EN CUIVRE

0.6/1 kV XLPE INSULATED CABLES WITH COPPER CONDUCTOR Conducteur en cuivre simple

YXV 0.6/1 kV TS IEC 60502-1
N2XY 0.6/1 kV VDE 0276-603

Structure	Construction
1- ou multi-fil	1- Solid or stranded copper conductor
2- Isolé en XLPE	2- XLPE insulation
3- Remplissage en PVC	3- PVC filler
4- Gaine extérieure en PVC	4- PVC outer sheath

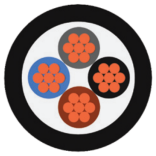

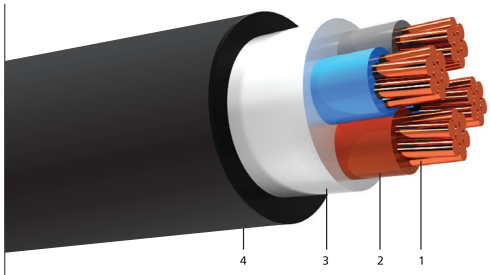

0.6/1 kV CÂBLES ISOLÉS EN XLPE, BLINDÉS DE FIL ROND EN ACIER, MULTI - POLAIRES, AVEC LE CONDUCTEUR EN CUIVRE

0.6/1 kV XLPE INSULATED ROUND STEEL WIRE ARMOURED, MULTI-CORE CABLES WITH COPPER CONDUCTOR Conducteur en cuivre simple

YXZ2V 0.6/1 kV TS IEC 60502-1
N2XRY 0.6/1 kV VDE 0271

Structure	Construction
1- ou multi-fil	1- Solid or stranded copper conductor
2- Isolé en XLPE	2- XLPE insulation
3- Remplissage en PVC	3- PVC filler
4- Fils rond en acier galvanisé	4- Galvanized round steel wires
5- Bande en polyester	5- Polyester tape
6- Gaine extérieure en PVC	6- PVC outer sheath



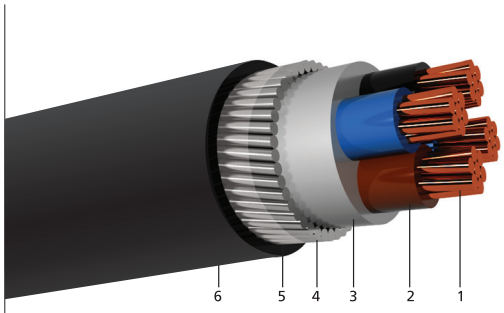

0.6/1 kV CÂBLES ISOLÉS EN XLPE, BLINDÉS DE FIL PLAT EN ACIER, MULTI - POLAIRES, AVEC LE CONDUCTEUR EN CUIVRE

0.6/1 kV XLPE INSULATED FLAT STEEL WIRE ARMOURED, MULTI-CORE CABLES WITH COPPER CONDUCTOR

YXZ3V 0.6/1 kV TS IEC 60502-1
N2XFGbY 0.6/1 kV VDE 0271

Structure	Construction
1- Conducteur en cuivre simple ou multi-fil	1- Solid or stranded copper conductor
2- Isolé en XLPE	2- XLPE insulation
3- Remplissage en PVC	3- PVC filler
4- Fils plat en acier galvanisé	4- Galvanized flat steel wires
5- Bande en acier galvanisé	5- Galvanized steel tape
6- Gaine extérieure en PVC	6- PVC outer sheath

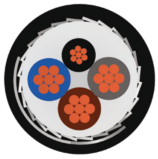

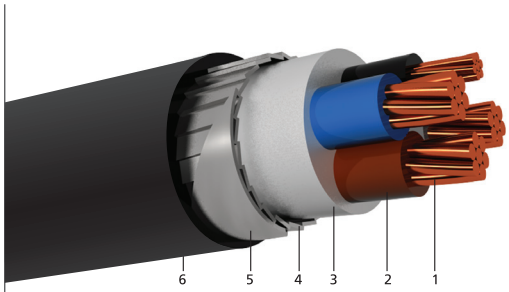

0.6/1 kV CÂBLES ISOLÉS EN XLPE, AVEC LE CONDUCTEUR CONCENTRIQUE, MULTI - POLAIRES, AVEC LE CONDUCTEUR EN CUIVRE

YXCV 0.6/1kV TS IEC 60502-1
N2XCY 0.6/1kV VDE 0271

0.6 / 1 kV XLPE INSULATED CONCENTRIC CONDUCTOR SCREEN, MULTI-CORE CABLES WITH COPPER CONDUCTOR

Structure	Construction
1- Conducteur en cuivre simple ou multi-fil	1- Solid or stranded copper conductor
2- Isolé en XLPE	2- XLPE insulation
3- Remplissage en PVC	3- PVC filler
4- Conducteur concentrique	4- Concentric screen
5- Bande en acier	5- Copper tape
6- Bande en polyester	6- Polyester tape
7- Gaine extérieure en PVC	7- PVC outer sheath



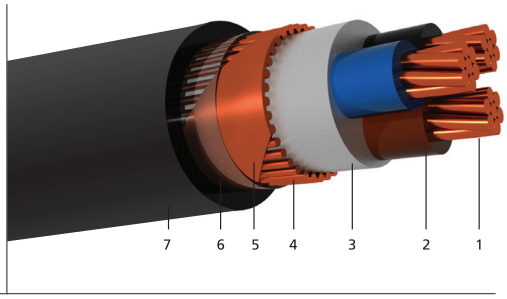

0.6/1 kV CÂBLES ISOLÉS EN PVC, AVEC LE CONDUCTEUR EN ALUMINIUM

YAVV 0.6/1 kV TS IEC 60502-1
NAYY 0.6/1 kV VDE 0276-603

0.6/1 kV PVC INSULATED CABLES WITH ALUMINIUM CONDUCTOR Conducteur en cuivre simple

Structure	Construction
1- ou multi-fil	1- Solid or stranded aluminium conductor
2- Isolé en PVC	2- PVC insulation
3- Remplissage en PVC	3- PVC filler
4- Gaine extérieure en PVC	4- PVC outer sheath



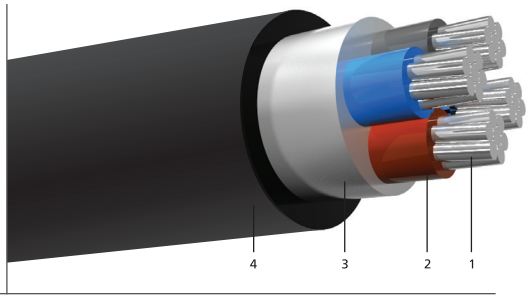

0.6/1 kV CÂBLES ISOLÉS EN PVC, BLINDÉS DE FIL ROND EN ACIER, MULTI - POLAIRES, AVEC LE CONDUCTEUR EN ALUMINIUM

YAVZ2V 0.6/1 kV TS IEC 60502-1
NAYRY 0.6/1 kV VDE 0271

0.6/1 kV PVC INSULATED ROUND STEEL WIRE ARMOURED, MULTI-CORE CABLES WITH ALUMINIUM CONDUCTOR

Structure	Construction
1- Conducteur en cuivre simple ou multi-fil	1- Solid or stranded aluminium conductor
2- Isolé en PVC	2- PVC insulation
3- Remplissage en PVC	3- PVC filler
4- Fils rond en acier galvanisé	4- Galvanized round steel wires
5- Bande en polyester	5- Polyester tape
6- Gaine extérieure en PVC	6- PVC outer sheath



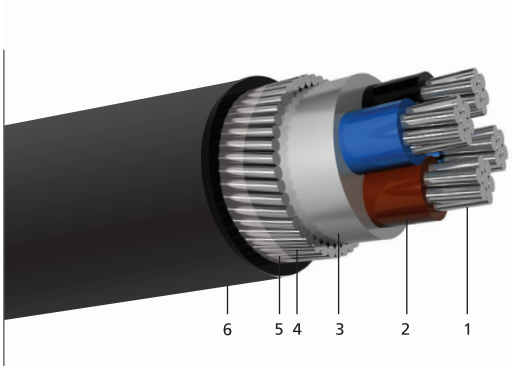

0.6/1 kV CÂBLES ISOLÉS EN PVC, BLINDÉS DE FIL PLAT EN ACIER MULTI - POLAIRES, AVEC LE CONDUCTEUR EN ALUMINIUM

YAVZ3V 0.6/1 kV TS IEC 60502-1
NAYFGbY 0.6/1 kV VDE 0271

0.6/1 kV PVC INSULATED FLAT STEEL WIRE ARMOURED, MULTI-CORE CABLES WITH ALUMINIUM CONDUCTOR

Structure	Construction
1- Conducteur en aluminium simple ou multi-fil	1- Solid or stranded aluminium conductor
2- Isolé en PVC	2- PVC insulation
3- Remplissage en PVC	3- PVC filler
4- Fils plat en acier galvanisé	4- Galvanized flat steel wires
5- Bande en acier galvanisé	5- Galvanized steel tape
6- Gaine extérieure en PVC	6- PVC outer sheath



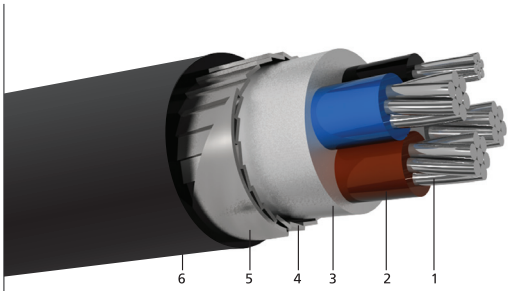

0.6/1 kV CÂBLES ISOLÉS EN XLPE, AVEC LE CONDUCTEUR EN ALUMINIUM

0.6/1 kV XLPE INSULATED CABLES
WITH ALUMINIUM CONDUCTOR

YAXV 0.6/1 kV TS IEC 60502-1
NA2XY 0.6/1 kV VDE 0276-603

Structure	Construction
1- Conducteur en aluminium simple ou multi-fil	1- Solid or stranded aluminium conductor
2- Isolé en XLPE	2- XLPE insulation
3- Remplissage en PVC	3- PVC filler
4- Gaine extérieure en PVC	4- PVC outer sheath



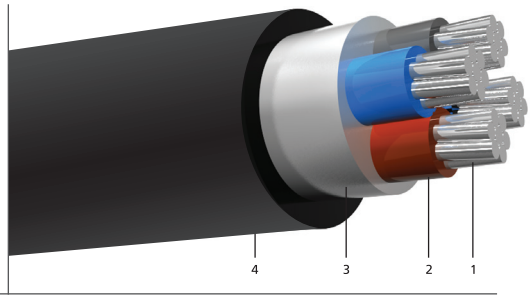

0.6/1 kV CÂBLES ISOLÉS EN XLPE, BLINDÉS DE FIL ROND EN ACIER MULTI - POLAIRES, AVEC LE CONDUCTEUR EN ALUMINIUM

0.6/1 kV XLPE INSULATED ROUND STEEL WIRE ARMOURED,
MULTI-CORE CABLES WITH ALUMINIUM CONDUCTOR

YAXZ2V 0.6/1 kV TS IEC 60502-1
NA2XRY 0.6/1 kV VDE 0271

Structure	Construction
1- Conducteur en cuivre simple ou multi-fil	1- Solid or stranded aluminium conductor
2- Isolé en XLPE	2- XLPE insulation
3- Remplissage en PVC	3- PVC filler
4- Fils rond en acier galvanisé	4- Galvanized round steel wires
5- Bande en polyester	5- Polyester tape
6- Gaine extérieure en PVC	6- PVC outer sheath



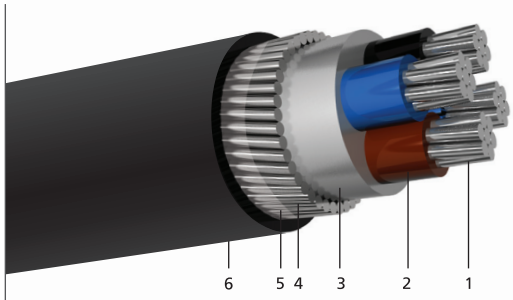

0.6/1 kV CÂBLES ISOLÉS EN XLPE, BLINDÉS DE FIL PLAT EN ACIER, MULTI - POLAIRES, AVEC LE CONDUCTEUR EN ALUMINIUM

0.6/1 kV XLPE INSULATED FLAT STEEL WIRE ARMOURED,
MULTI-CORE CABLES WITH ALUMINIUM CONDUCTOR

YAXZ3V 0.6/1 kV TS IEC 60502-1
NA2XFGbY 0.6/1 kV VDE 0271

Structure	Construction
1- Conducteur en aluminium simple ou multi-fil	1- Solid or stranded aluminium conductor
2- Isolé en XLPE	2- XLPE insulation
3- Remplissage en PVC	3- PVC filler
4- Fils plat en acier galvanisé	4- Galvanized flat steel wires
5- Bande en acier galvanisé	5- Galvanized steel tape
6- Gaine extérieure en PVC	6- PVC outer sheath



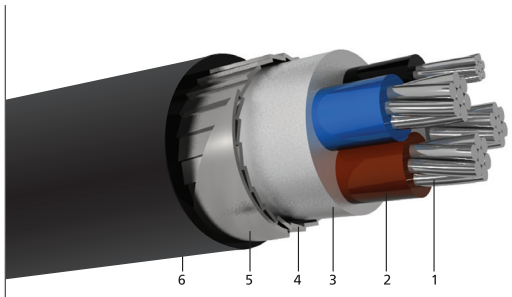

CÂBLES SANS HALOGÈNE, FLAMME RETARDATEUR UNI-POLAIRES AVEC LE CONDUCTEUR EN CUIVRE

HALOGEN FREE, FLAME RETARDANT, SINGLE -CORE CABLES
WITH COPPER CONDUCTOR

H05Z1-U 300/500 V TS 9758 VDE 0281
H07Z1-U/R 450/750 V TS 9758 VDE 0281

Structure	Construction
1- Conducteur en cuivre simple ou multi-fil	1- Solid or stranded copper conductor
2- Isolé en HFFR	2- HFFR insulation



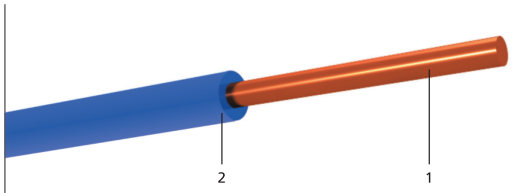

CÂBLES SANS HALOGÈNE, FLAMME RETARDATEUR UNI-POLAIRES AVEC LE CONDUCTEUR EN CUIVRE FLEXIBLE

H05Z1-K 300/500 V TS 9758 VDE 0281
H07Z1-K 450/750 V TS 9758 VDE 0281

HALOGEN FREE, FLAME RETARDANT, SINGLE- CORE CABLES WITH FLEXIBLE COPPER CONDUCTOR

Structure	Construction
1- Conducteur en cuivre flexible	1- Flexible copper conductor
2- Isolé en HFFR	2- HFFR insulation

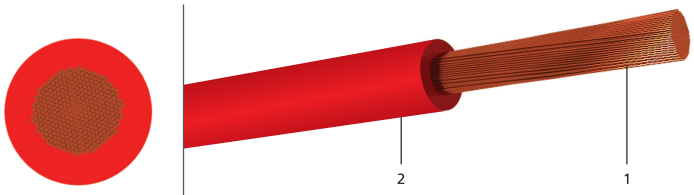

CÂBLES SANS HALOGÈNE, FLAMME RETARDATEUR MULTI-POLAIRES AVEC LE CONDUCTEUR EN CUIVRE

NHMH 300/500 V VDE 0250

HALOGEN FREE, FLAME RETARDANT, MULTI-CORE CABLES WITH COPPER CONDUCTOR

Structure	Construction
1- Conducteur en cuivre simple ou multi-fil	1- Solid or stranded copper conductor
2- Isolé en HFFR	2- HFFR insulation
3- Remplissage en HFFR	3- HFFR filler
4- Gaine extérieure en HFFR	4- HFFR outer sheath

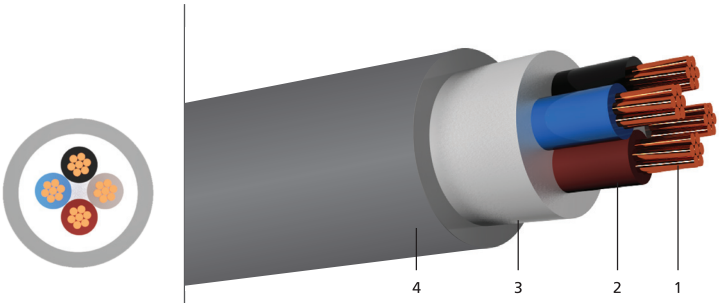

CÂBLES SANS HALOGÈNE, FLAMME RETARDATEUR MULTI-POLAIRES AVEC LE CONDUCTEUR EN CUIVRE

NHXMH 300/500 V VDE 0250

HALOGEN FREE, FLAME RETARDANT, MULTI-CORE CABLES WITH COPPER CONDUCTOR

Structure	Construction
1- Conducteur en cuivre simple ou multi-fil	1- Solid or stranded copper conductor
2- Isolé en XLPE	2- XLPE insulation
3- Remplissage en HFFR	3- HFFR filler
4- Gaine extérieure en HFFR	4- HFFR outer sheath

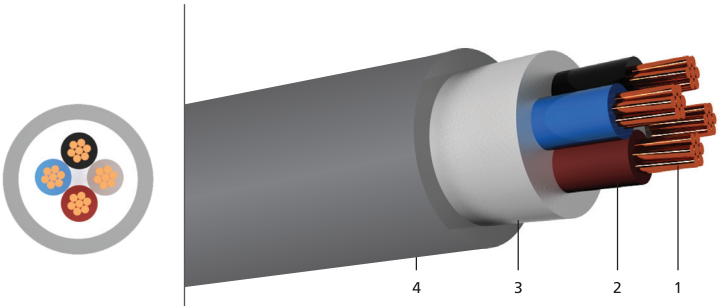

CÂBLES SANS HALOGÈNE, FLAMME RETARDATEUR MULTI-POLAIRES AVEC LE CONDUCTEUR EN CUIVRE FLEXIBLE

H052XZ1-F 300/500 V TS 9760 VDE 0281

HALOGEN FREE, FLAME RETARDANT, MULTI -CORE CABLES WITH FLEXIBLE COPPER CONDUCTOR

Structure	Construction
1- Conducteur fin en cuivre multi-fil	1- Solid or stranded copper conductor
2- Isolé en XLPE	2- XLPE insulation
3- Gaine extérieure en HFFR	3- HFFR outer sheath

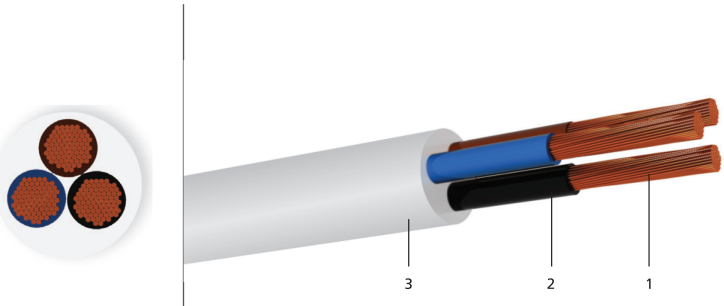

CÂBLES SANS HALOGÈNE, FLAMME RETARDATEUR MULTI-POLAIRES AVEC LE CONDUCTEUR EN CUIVRE

N2XH 0.6/1 kV VDE 0276

HALOGEN FREE, FLAME RETARDANT, MULTI-CORE CABLES WITH COPPER CONDUCTOR

Structure	Construction
1- Conducteur en cuivre simple ou multi-fil	1- Solid or stranded copper conductor
2- Isolé en XLPE	2- XLPE insulation
3- Remplissage en HFFR	3- HFFR filler
4- Gaine extérieure en HFFR	4- HFFR outer sheath

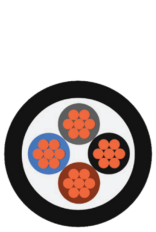

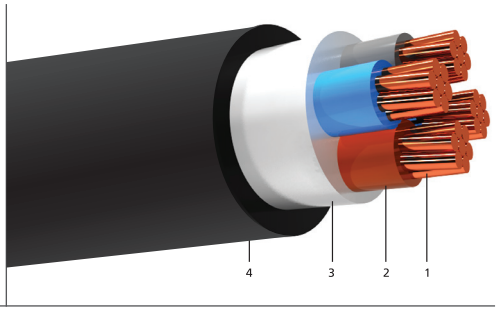

CÂBLES SANS HALOGÈNE, FLAMME RETARDATEUR, BLINDÉS DE FIL ROND EN ACIER MULTI - POLAIRES, AVEC LE CONDUCTEUR EN CUIVRE

N2XRH 0.6/1 kV VDE 0271

HALOGEN FREE, FLAME RETARDANT, ROUND STEEL WIRE ARMOURED, MULTI-CORE CABLES WITH COPPER CONDUCTOR

Structure	Construction
1- Conducteur en cuivre simple ou multi-fil	1- Solid or stranded copper conductor
2- Isolé en XLPE	2- XLPE insulation
3- Remplissage en HFFR	3- HFFR filler
4- Fils rond en acier galvanisé	4- Galvanized round steel wires
5- Bande en polyester	5- Polyester tape
6- Gaine extérieure en HFFR	6- HFFR outer sheath



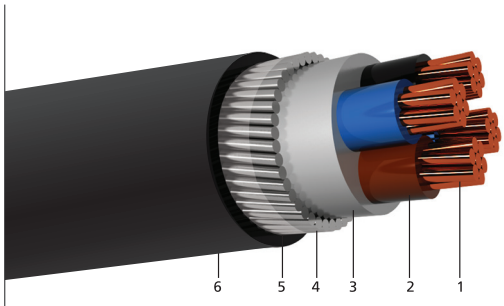

CÂBLES SANS HALOGÈNE, FLAMME RETARDATEUR, BLINDÉS DE FIL PLAT EN ACIER MULTI - POLAIRES, AVEC LE CONDUCTEUR EN CUIVRE

N2XFGbH 0.6/1 kV VDE 0271

HALOGEN FREE, FLAME RETARDANT, FLAT STEEL WIRE ARMOURED, MULTI-CORE CABLES WITH COPPER CONDUCTOR

Structure	Construction
1- Conducteur en cuivre simple ou multi-fil	1- Solid or stranded copper conductor
2- Isolé en XLPE	2- XLPE insulation
3- Remplissage en HFFR	3- HFFR filler
4- Fils plat en acier galvanisé	4- Galvanized flat steel wires
5- Bande en acier galvanisé	5- Galvanized steel tape
6- Gaine extérieure en HFFR	6- HFFR outer sheath

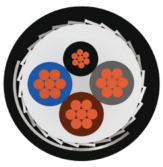

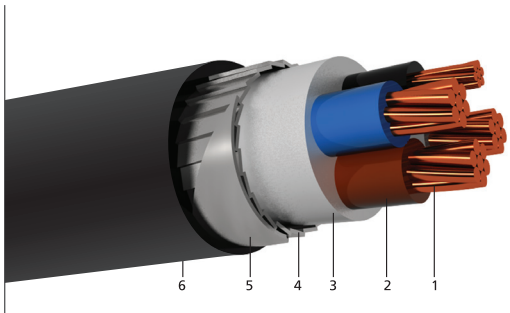

CÂBLES SANS HALOGÈNE, FLAMME RETARDATEUR, AVEC LE CONDUCTEUR CONCENTRIQUE, MULTI-POLAIRES, AVEC LE CONDUCTEUR EN CUIVRE

N2XCH 0.6/1kV VDE 0271

HALOGEN FREE, FLAME RETARDANT, CONCENTRIC CONDUCTOR SCREEN, MULTI-CORE CABLES WITH COPPER CONDUCTOR

Structure	Construction
1- Conducteur en cuivre simple ou multi-fil	1- Solid or stranded copper conductor
2- Isolé en XLPE	2- XLPE insulation
3- Remplissage en HFFR	3- HFFR filler
4- Conducteur concentrique	4- Concentric screen
5- Bande en cuivre	5- Copper tape
6- Bande en polyester	6- Polyester tape
7-Gaine extérieure en HFFR	7- HFFR outer sheath



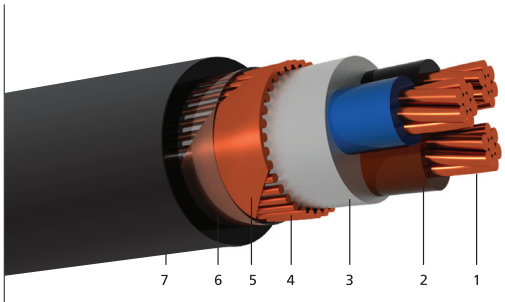

CÂBLES SANS HALOGÈNE, FLAMME RETARDATEUR, MULTI-POLAIRES, AVEC LE CONDUCTEUR EN CUIVRE

N2XH FE180 0.6/1 kV VDE 0276

HALOGEN FREE, FLAME RETARDANT, MULTI-CORE CABLES WITH COPPER CONDUCTOR

Structure	Construction
1- Conducteur en cuivre simple ou multi-fil	1- Solid or stranded copper conductor
2- Bande en mica	2- Mica tape
3- Isolé en XLPE	3- XLPE insulation
4- Remplissage en HFFR	4- HFFR filler
5- Gaine extérieure en HFFR	5- HFFR outer sheath



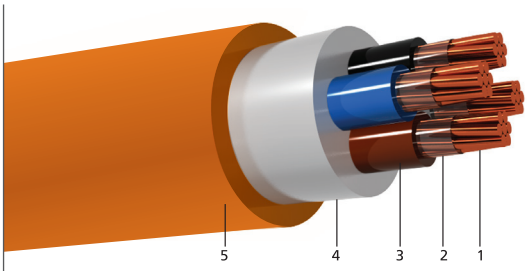

3.6/6-6/10-8.7/15-12/20-18/30-20.3/35 kV CÂBLES ISOLÉS EN XLPE, UNI - POLAIRES, AVEC LE CONDUCTEUR EN CUIVRE

N2XSY VDE 0276

3.6/6-6/10-8.7/15-12/20-18/30-20.3/35 kV XLPE INSULATED SINGLE -CORE CABLES WITH COPPER CONDUCTOR

Structure	Construction
1- Conducteur en cuivre multi-fil	1- Stranded copper conductor
2- Semi-conducteur intérieur	2- Inner semi-conductive layer
3- Isolé en XLPE	3- XLPE insulation
4- Semi-conducteur extérieur	4- Outer conductive layer
5- Bande semi-conducteur	5- Semi-conductive tape
6- Écran en cuivre	6- Copper wire screen
7- Bande en polyester	7- Polyester tape
8- Gaine extérieure en PVC	8- PVC outer sheath

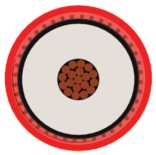

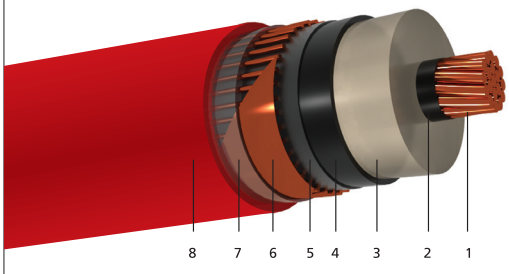

3.6/6-6/10-8.7/15-12/20-18/30-20.3/35 kV CÂBLES ISOLÉS EN XLPE, AVEC LE CONDUCTEUR EN CUIVRE

N2XS(F)2Y VDE 0276

3.6/6-6/10-8.7/15-12/20-18/30-20.3/35 kV XLPE INSULATED LONGITUDINALLY SEALED, SINGLE -CORE CABLES WITH COPPER CONDUCTOR

Structure	Construction
1- Conducteur en cuivre multi-fil	1- Stranded copper conductor
2- Semi-conducteur intérieur	2- Inner semi condutive layer
3- Isolé en XLPE	3- XPLE insulation
4- Semi-conducteur extérieur	4- Outer semi conductive layer
5- Bande semi-conducteur gonflable	5- Semi conductive swellable tape
6- Écran en cuivre	6- Copper wire screen
7- Bande gonflable	7- Swellable tape
8- Gaine extérieure en PE	8- PE outer sheath



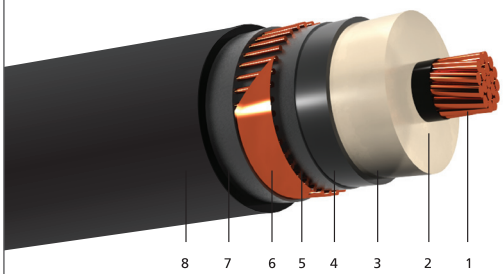

3.6/6-6/10-8.7/15-12/20-18/30-20.3/35 kV CÂBLES ISOLÉS EN XLPE, UNI - POLAIRES, TRANSVERSALE ET LONGITUDINALE ÉTANCHE, AVEC LE CONDUCTEUR EN CUIVRE

N2XS(FL)2Y VDE 0276

20.3/35 kV XLPE INSULATED,RADIAL AND LONGITUDINALLY SEALED, SINGLE -CORE CABLES WITH COPPER CONDUCTOR

Structure	Construction
1- Conducteur en cuivre multi-fil	1- Stranded copper conductor
2- Semi-conducteur intérieur	2- Inner semi condutive layer
3- Isolé en XLPE	3- XPLE insulation
4- Semi-conducteur extérieur	4- Outer semi conductive layer
5- Bande semi-conducteur gonflable	5- Semi conductive swellable tape
6- Écran en cuivre	6- Copper wire screen
7- Bande gonflable	7- Swellable tape
8- Feuille d'aluminium enduit PE	8- PE coated aluminium tape
9- Gaine extérieure en PE	9- PE outer sheath





3.6/6-6/10-8.7/15-12/20-18/30-20.3/35 kV CÂBLES ISOLÉS EN XLPE, UNI-POLAIRES, AVEC LE CONDUCTEUR EN CUIVRE, GAINE EXTÉRIEURE EN HFFR

N2XSH VDE 0276

3.6/6-6/10-8.7/15-12/20-18/30-20.3/35 kV HALOGEN FREE, FLAME RETARDANT, XLPE INSULATED SINGLE -CORE CABLES WITH COPPER CONDUCTOR

Structure	Construction
1- Conducteur en cuivre multi-fil	1- Stranded copper conductor
2- Semi-conducteur intérieur	2- Inner semi-conductive layer
3- Isolé en XLPE	3- XLPE insulation
4- Semi-conducteur extérieur	4- Outer conductive layer
5- Bande semi-conducteur	5- Semi-conductive tape
6- Écran en cuivre	6- Copper wire screen
7- Bande en polyester	7- Polyester tape
8- Gaine extérieure en HFFR	8- HFFR outer sheath

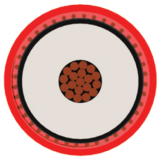



3.6/6-6/10-8.7/15-12/20-18/30-20.3/35 kV CÂBLES ISOLÉS EN XLPE, UNI - POLAIRES, BLINDÉS DE FIL ROND EN ACIER, AVEC LE CONDUCTEUR EN CUIVRE

N2XSYRY VDE 0276

3.6/6-6/10-8.7/15-12/20-18/30-20.3/35 kV XLPE INSULATED ROUND STEEL WIRE ARMOURED, SINGLE -CORE CABLES WITH COPPER CONDUCTOR

Structure	Construction
1- Conducteur en cuivre multi-fil	1- Stranded copper conductor
2- Semi-conducteur intérieur	2- Inner semi condutive layer
3- Isolé en XLPE	3- XPLE insulation
4- Semi-conducteur extérieur	4- Outer semi conductive layer
5- Bande semi-conducteur	5- Semi conductive tape
6- Écran en cuivre	6- Copper wire screen
7- Bande en polyester	7- Polyester tape
8- Gaine séparatrice	8- Seperation sheath
9- Blinde de fil rond en acier	9- Galvanized round steel wire armour
10- Bande en polyester	10- Polyester tape
11- Gaine extérieure en PVC	11- PVC outer sheath

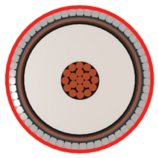

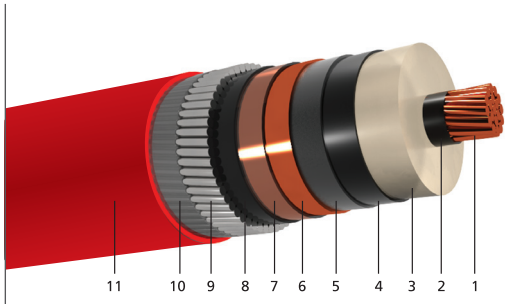

3.6/6-6/10-8.7/15-12/20-18/30-20.3/35 kV CÂBLES ISOLÉS EN XLPE, UNI - POLAIRES, BLINDÉS DE FIL EN ALUMINIUM, AVEC LE CONDUCTEUR EN CUIVRE

N2XSYR(AL)Y VDE 0276

3.6/6-6/10-8.7/15-12/20-18/30-20.3/35 kV XLPE INSULATED SINGLE -CORE, ALUMINIUM WIRE ARMOURED CABLES WITH COPPER CONDUCTOR

Structure	Construction
1- Conducteur en cuivre multi-fil	1- Stranded copper conductor
2- Semi-conducteur intérieur	2- Inner semi condutive layer
3- Isolé en XLPE	3- XPLE insulation
4- Semi-conducteur extérieur	4- Outer semi conductive layer
5- Bande semi-conducteur	5- Semi conductive tape
6- Écran en cuivre	6- Copper wire screen
7- Bande en polyester	7- Polyester tape
8- Gaine séparatrice	8- Seperation sheath
9- Blinde de fil en aluminium	9- Aluminum steel wire armour
10- Bande en polyester	10- Polyester tape
11- Gaine extérieure en PVC	11- PVC outer sheath

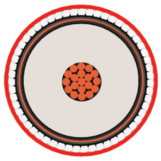



3.6/6-6/10-8.7/15-12/20-18/30-20.3/35 kV CÂBLES ISOLÉS EN XLPE,TRI - POLAIRES, AVEC LE CONDUCTEUR EN CUIVRE

N2XSEY VDE 0276

3.6/6-6/10-8.7/15-12/20-18/30-20.3/35 kV CABLES WITH COPPER CONDUCTOR

Structure	Construction
1- Conducteur en cuivre multi-fil	1- Stranded copper conductor
2- Semi-conducteur intérieur	2- Inner semi condutive layer
3- Isolé en XLPE	3- XPLE insulation
4- Semi-conducteur extérieur	4- Outer semi conductive layer
5- Bande semi-conducteur	5- Semi conductive tape
6- Écran en cuivre	6- Copper wire screen
7- Remplissage	7- Filler
8- Gaine extérieure en PVC	8- PVC outer sheath



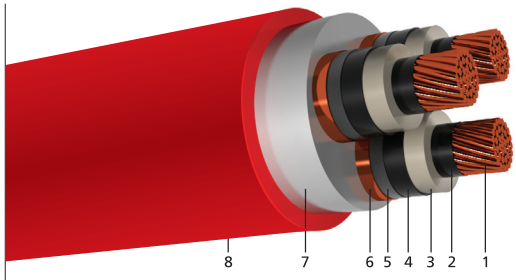

3.6/6-6/10-8.7/15-12/20-18/30-20.3/35 kV CÂBLES ISOLÉS EN XLPE, TRI - POLAIRES, BLINDÉS DE DOUBLE BANDE EN ACIER, AVEC LE CONDUCTEUR EN CUIVRE

N2XSEYBY VDE 0276

3.6/6-6/10-8.7/15-12/20-18/30-20.3/35 kV XLPE INSULATED DOUBLE STEEL TAPE ARMOURED, THREE-CORE CABLES WITH COPPER CONDUCTOR

Structure	Construction
1- Conducteur en cuivre multi-fil	1- Stranded copper conductor
2- Semi-conducteur intérieur	2- Inner semi condutive layer
3- Isolé en XLPE	3- XPLE insulation
4- Semi-conducteur extérieur	4- Outer semi conductive layer
5- Bande semi-conducteur	5- Semi conductive tape
6- Écran en cuivre	6- Copper wire screen
7- Remplissage	7- Filler
8- Gaine intermédiaire	8- Seperation sheath
9- Double bande en acier galvanisé	9- Galvanized double steel tape
10- Gaine extérieure en PVC	10- PVC outer sheath





3.6/6-6/10-8.7/15-12/20-18/30-20.3/35 kV CÂBLES ISOLÉS EN XLPE, TRI - POLAIRES, BLINDÉS DE FIL ROND EN ACIER, AVEC LE CONDUCTEUR EN CUIVRE

N2XSEYRGbY VDE 0276

XLPE INSULATED, ROUND STEEL

3.6/6-6/10-8.7/15-12/20-18/30-20.3/35 kV WIRE ARMOURED, THREE-CORE CABLES WITH COPPER CONDUCTOR

Structure	Construction
1- Conducteur en cuivre multi-fil	1- Stranded copper conductor
2- Semi-conducteur intérieur	2- Inner semi condutive layer
3- Isolé en XLPE	3- XPLE insulation
4- Semi-conducteur extérieur	4- Outer semi conductive layer
5- Bande semi-conducteur	5- Semi conductive tape
6- Écran en cuivre	6- Copper wire screen
7- Remplissage	7- Filler
8- Gaine intermédiaire	8- Seperation sheath
9- Fil rond en acier galvanisé	9- Galvanized round steel wire
10- Bande en acier galvanisé	10- Galvanized steel tape
11- Gaine extérieure en PVC	11- PVC outer sheath





3.6/6-6/10-8.7/15-12/20-18/30-20.3/35 kV CÂBLES ISOLÉS EN XLPE, BLINDÉS DE FIL PLAT EN ACIER, TRI - POLAIRES, AVEC LE CONDUCTEUR EN CUIVRE

N2XSEYFGbY VDE 0276

3.6/6-6/10-8.7/15-12/20-18/30-20.3/35 kV XLPE INSULATED, FLAT STEEL WIRE ARMOURED, THREE -CORE CABLES WITH COPPER CONDUCTOR

Structure	Construction
1- Conducteur en cuivre multi-fil	1- Stranded copper conductor
2- Semi-conducteur intérieur	2- Inner semi-conductive
3- Isolé en XLPE	3- XLPE insulation
4- Semi-conducteur extérieur	4- Outer semi - conductive layer
5- Bande semi-conducteur	5- Semi- conductive tape
6- Écran en cuivre	6- Copper wire screen
7- Remplissage	7- Filler
8- Gaine intermédiaire	8- Seperation sheath
9- Bande en acier galvanisé	9- Galvanized steel tape
10- Fil plat en acier galvanisé	10- Galvanized flat steel wire
11- Gaine extérieure en PVC	11- PVC outer sheath



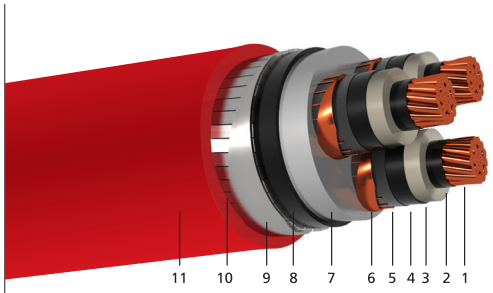

3.6/6-6/10-8.7/15-12/20-18/30-20.3/35 kV CÂBLES ISOLÉS EN XLPE, UNI - POLAIRES, AVEC LE CONDUCTEUR EN ALUMINIUM

NA2XSY VDE 0276

3.6/6-6/10-8.7/15-12/20-18/30-20.3/35 kV CABLES WITH ALUMINIUM CONDUCTOR

Structure	Construction
1- Conducteur en aluminium multi-fil	1- Stranded aluminium conductor
2- Semi-conducteur intérieur	2- Inner semi-conductive layer
3- Isolé en XLPE	3- XLPE insulation
4- Semi-conducteur extérieur	4- Outer conductive layer
5- Bande semi-conducteur	5- Semi-conductive tape
6- Écran en cuivre	6- Copper wire screen
7- Bande en polyester	7- Polyester tape
8- Gaine extérieure en PVC	8- PVC outer sheath



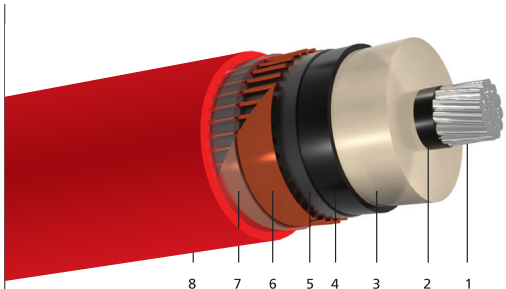

3.6/6-6/10-8.7/15-12/20-18/30-20.3/35 kV CÂBLES ISOLÉS EN XLPE, UNI - POLAIRES, LONGITUDINALE ÉTANCHE, AVEC LE CONDUCTEUR EN ALUMINIUM

NA2XS(F)2Y VDE 0276

3.6/6-6/10-8.7/15-12/20-18/30-20.3/35 kV XLPE INSULATED LONGITUDINALLY SEALED, SINGLE -CORE CABLES WITH ALUMINIUM CONDUCTOR

Structure	Construction
1- Conducteur en aluminium multi-fil	1- Stranded aluminium conductor
2- Semi-conducteur intérieur	2- Inner semi condutive layer
3- Isolé en XLPE	3- XPLE insulation
4- Semi-conducteur extérieur	4- Outer semi conductive layer
5- Bande semi-conducteur gonflable	5- Semi conductive swellable tape
6- Écran en cuivre	6- Copper wire screen
7- Bande gonflable	7- Swellable tape
8- Gaine extérieure en PE	8- PE outer sheath

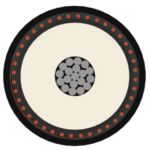

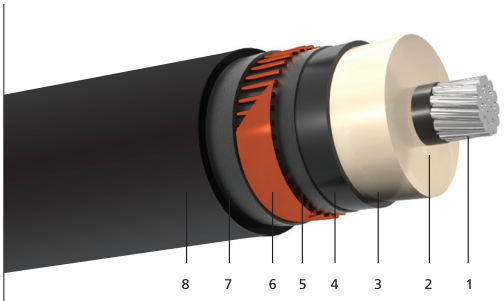

3.6/6-6/10-8.7/15-12/20-18/30-20.3/35 kV CÂBLES ISOLÉS EN XLPE, UNI - POLAIRES, TRANSVERSALE ET LONGITUDINALE ÉTANCHE, AVEC LE CONDUCTEUR EN ALUMINIUM

NA2XS(FL)2Y VDE 0276

20.3/35 kV XLPE INSULATED,RADIAL AND LONGITUDINALLY SEALED, SINGLE -CORE CABLES WITH ALUMINIUM CONDUCTOR

Structure	Construction
1- Conducteur en aluminium multi-fil	1- Stranded aluminium conductor
2- Semi-conducteur intérieur	2- Inner semi condutive layer
3- Isolé en XLPE	3- XPLE insulation
4- Semi-conducteur extérieur	4- Outer semi conductive layer
5- Bande semi-conducteur gonflable	5- Semi conductive swellable tape
6- Écran en cuivre	6- Copper wire screen
7- Bande gonflable	7- Swellable tape
8- Feuille d'aluminium enduit PE	8- PE coated aluminium tape
9- Gaine extérieure en PE	9- PE outer sheath

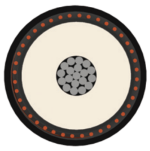



3.6/6-6/10-8.7/15-12/20-18/30-20.3/35 kV CÂBLES ISOLÉS EN XLPE, UNI - POLAIRES, AVEC LE CONDUCTEUR EN ALUMINIUM,

NA2XSH VDE 0276

3.6/6-6/10-8.7/15-12/20-18/30-20.3/35 kV HALOGEN FREE FLAME RETERDANT XLPE INSULATED SINGLE -CORE CABLES WITH ALUMINIUM CONDUCTOR

Structure	Construction
1- Conducteur en aluminium multi-fil	1- Stranded aluminium conductor
2- Semi-conducteur intérieur	2- Inner semi-conductive layer
3- Isolé en XLPE	3- XLPE insulation
4- Semi-conducteur extérieur	4- Outer conductive layer
5- Bande semi-conducteur	5- Semi-conductive tape
6- Écran en cuivre	6- Copper wire screen
7- Bande en polyester	7- Polyester tape
8- Gaine extérieure en HFFR	8- HFFR outer sheath

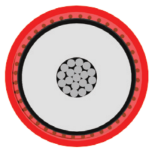



3.6/6-6/10-8.7/15-12/20-18/30-20.3/35 kV CÂBLES ISOLÉS EN XLPE, UNI - POLAIRES, BLINDÉS DE FIL ROND EN ACIER, AVEC LE CONDUCTEUR EN ALUMINIUM,

NA2XSYRY VDE 0276

3.6/6-6/10-8.7/15-12/20-18/30-20.3/35 kV XLPE INSULATED ROUND STEEL WIRE ARMOURED, SINGLE -CORE CABLES WITH ALUMINIUM CONDUCTOR

Structure	Construction
1- Conducteur en aluminium multi-fil	1- Stranded aluminium conductor
2- Semi-conducteur intérieur	2- Inner semi condutive layer
3- Isolé en XLPE	3- XPLE insulation
4- Semi-conducteur extérieur	4- Outer semi conductive layer
5- Bande semi-conducteur	5- Semi conductive tape
6- Écran en cuivre	6- Copper wire screen
7- Bande en polyester	7- Polyester tape
8- Gaine intermédiaire	8- Seperation sheath
9- Blinde de fil rond en acier	9- Galvanized round steel wire armour
10- Bande en polyester	10- Polyester tape
11- Gaine extérieure en PVC	11- PVC outer sheath

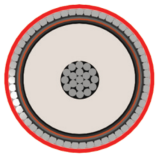

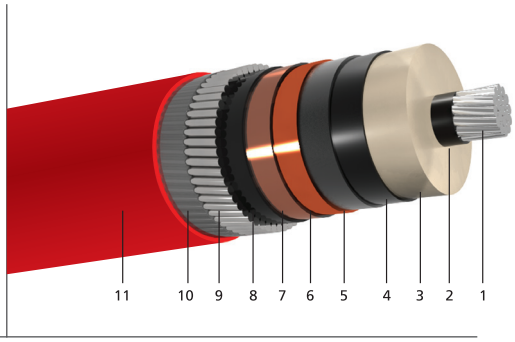

3.6/6-6/10-8.7/15-12/20-18/30-20.3/35 kV CÂBLES ISOLÉS EN XLPE, UNI - POLAIRES, BLINDÉS DE FIL EN ALUMINIUM, AVEC LE CONDUCTEUR EN ALUMINIUM,

NA2XSYR(AL)Y VDE 0276

3.6/6-6/10-8.7/15-12/20-18/30-20.3/35 kV XLPE INSULATED SINGLE CORE ALUMINIUM WIRE ARMOURED CABLES WITH ALUMINIUM CONDUCTOR

Structure	Construction
1- Conducteur en aluminium multi-fil	1- Stranded aluminium conductor
2- Semi-conducteur intérieur	2- Inner semi condutive layer
3- Isolé en XLPE	3- XPLE insulation
4- Semi-conducteur extérieur	4- Outer semi conductive layer
5- Bande semi-conducteur	5- Semi conductive tape
6- Écran en cuivre	6- Copper wire screen
7- Bande en polyester	7- Polyester tape
8- Gaine intermédiaire	8- Seperation sheath
9- Blinde de fil en aluminium	9- Aluminium steel wire armour
10- Bande en polyester	10- Polyester tape
11- Gaine extérieure en PVC	11- PVC outer sheath

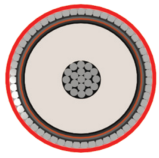

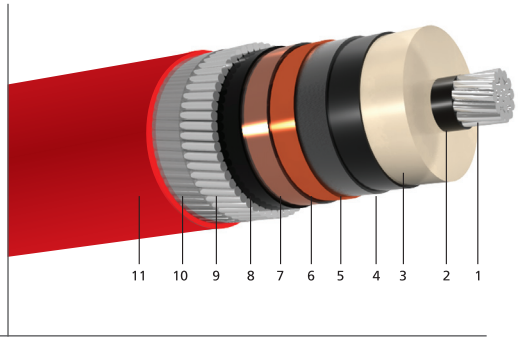

3.6/6-6/10-8.7/15-12/20-18/30-20.3/35 kV CÂBLES ISOLÉS EN XLPE, TRI - POLAIRES, AVEC LE CONDUCTEUR EN ALUMINIUM,

NA2XSEY VDE 0276

3.6/6-6/10-8.7/15-12/20-18/30-20.3/35 kV XLPE INSULATED THREE CORE CABLES WITH ALUMINIUM CONDUCTOR

Structure	Construction
1- Conducteur en aluminium multi-fil	1- Stranded aluminium conductor
2- Semi-conducteur intérieur	2- Inner semi condutive layer
3- Isolé en XLPE	3- XPLE insulation
4- Semi-conducteur extérieur	4- Outer semi conductive layer
5- Bande semi-conducteur	5- Semi conductive tape
6- Écran en cuivre	6- Copper wire screen
7- Remplissage	7- Filler
8- Gaine extérieure en PVC	8- PVC outer sheath



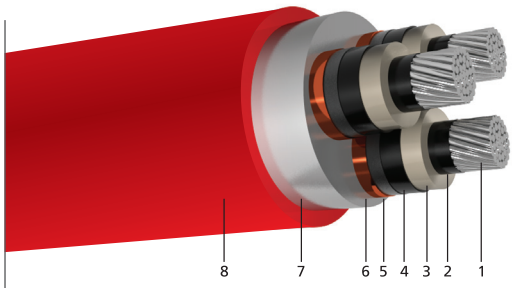

3.6/6-6/10-8.7/15-12/20-18/30-20.3/35 kV CÂBLES ISOLÉS EN XLPE, TRI - POLAIRES, BLINDÉS DE FIL ROND EN ACIER, AVEC LE CONDUCTEUR EN ALUMINIUM,

NA2XSEYRGbY VDE 0276

3.6/6-6/10-8.7/15-12/20-18/30-20.3/35 kV XLPE INSULATED ROUND STEEL WIRE ARMOURED, THREE-CORE CABLES WITH ALUMINIUM CONDUCTOR

Structure	Construction
1- Conducteur en aluminium multi-fil	1- Stranded aluminium conductor
2- Semi-conducteur intérieur	2- Inner semi condutive layer
3- Isolé en XLPE	3- XPLE insulation
4- Semi-conducteur extérieur	4- Outer semi conductive layer
5- Bande semi-conducteur	5- Semi conductive tape
6- Écran en cuivre	6- Copper wire screen
7- Remplissage	7- Filler
8- Gaine intermédiaire	8- Seperation sheath
9- Fil rond en acier galvanisé	9- Galvanized round steel wire
10- Bande en acier galvanisé	10- Galvanized steel tape
11- Gaine extérieure en PVC	11- PVC outer sheath





3.6/6-6/10-8.7/15-12/20-18/30-20.3/35 kV CÂBLES ISOLÉS EN XLPE, BLINDÉS DE FIL PLAT EN ACIER, TRI - POLAIRES, AVEC LE CONDUCTEUR EN ALUMINIUM,

NA2XSEYFGbY VDE 0276

3.6/6-6/10-8.7/15-12/20-18/30-20.3/35 kV XLPE INSULATED, FLAT STEEL WIRE ARMOURED, THREE -CORE CABLES WITH ALUMINIUM CONDUCTOR

Structure	Construction
1- Conducteur en aluminium multi-fil	1- Stranded aluminium conductor
2- Semi-conducteur intérieur	2- Inner semi-conductive
3- Isolé en XLPE	3- XLPE insulation
4- Semi-conducteur extérieur	4- Outer semi - conductive layer
5- Bande semi-conducteur	5- Semi- conductive tape
6- Écran en cuivre	6- Copper wire screen
7- Remplissage	7- Filler
8- Gaine intermédiaire	8- Seperation sheath
9- Bande en acier galvanisé	9- Galvanized steel tape
10- Fil plat en acier galvanisé	10- Galvanized flat steel wire
11- Gaine extérieure en PVC	11- PVC outer sheath



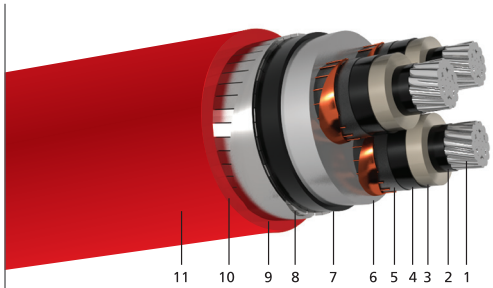

Fire Protection (FP)

Code	Item
1660	2x1.0 mm + Earth Fire Resistant Cable (100 Meter)coil
1661	2x1.5 mm + Earth Fire Resistant Cable By Meter
1662	2x1.0 mm + Earth Fire Resistant Cable By Meter
1663	2x1.5 mm + Earth Fire Resistant Cable (100 Meter)coil
1664	Fp 400 2x2.5 mm Fire Resistant Cable (100 Meter)coil
1665	Fp 400 2x2.5 mm Fire Resistant Cable By Meter



Coaxial

Code	Item
1666	Rg-59/4 Antena Cables (coaxial Cable) (100 Meter)coil
1167	Rg-59/4 Antena Cables (coaxial Cable) (200 Meter)coil
1668	Rg-59/4 Antena Cables (coaxial Cable) By Metermetre
1669	Rg-6/4 Antena Cables (coaxial Cable) (100 Meter)coil
1670	Rg-6/4 Antena Cables (coaxial Cable) (250 Meter)coil
1671	Rg-6/4 Antena Cables (coaxial Cable) By Metermetre



Alarm

Code	Item
1674	6x0.14 Alarm / Signal Cable (100 Meter) Coil
1675	4x0.14 Alarm / Signal Cable (100 Meter) Coil



CCTV (Camera)

Code	Item
1672	Rg 59 + 2x0,75 mm² CCTV Cable With Power (200 Meter)coil
1673	Rg 59 + 2x0,75 mm² CCTV Cable Wi th Power By Metermetre



Data (LAN)

Code	Item
1711	CAT 5 E UTP PVC 24 AWG (305 Meter) BOX
1712	CAT 6 E UTP PVC 24 AWG (305 Meter) BOX







Diamond cable



Lighting

Products Categories

- T5 and T8 Recessed Mounted Luminaries
- Surfaces Mounted Luminaries
- T1 and P1 Type Luminaries
- U1 Polyester Body Waterproff Luminaries
- Street and Road Lighting Luminaries
- Polyester and Cast Body Floodlight Lighting Luminaries
- SS2 Industrial Type Internal Lighting Luminaries
- Petrol Station Under Canopy Lighting Luminaries
- Metal Injection Luminaries
- Emergency Lighting Luminaries
- Park and Garden LightingLuminaries and Poles
- E Type Aluminium Cast Body Lighting Luminaries
- Balasts
- Led Luminaries
- Sterile Room Luminaries
- Downlights and Spotlights
- Decorative Luminaries
- Metal Ceiling Luminaries
- Pendant



g Series

KAYSERI STREET LIGHTING

LED Bridgelux CHIP
Meanwell Driver

Specifications

Model: RY-N01C
Protect Class: IP 65
Input Voltage: AC 110V-240 V.
Effect: >100Lm / W.
Average illuminance: Anger 120-140
Uniformity: >0,8
Size: 820 x 320 x 130 mm



BURSA LED FLOOD LIGHTS

LED Bridgelux CHIP
Meanwell Driver

Specifications

Protect Class: IP 65
Input Voltage: AC 110V-240 V.
Light Efficiency: >110 LM/W
Power: 60 W





USAK STREET LIGHTING

LED Bridgelux CHIP
Meanwell Driver

Specifications

Model: RYN01B
Protect Class: IP 65
Input Voltage: AC 110V-240 V.
Effect: >100Lm / W.
Average illuminance: Anger 120-140
Uniformity: >0,8
Size: 650 x 250 x 110 mm



RIZE LED FLOOD LIGHTS

LED Bridgelux CHIP
Meanwell Driver

Specifications

Protect Class: IP 65
Input Voltage: AC 110V-240 V.
Light Efficiency: >110 LM/W
Power: 120 W





DATCA STREET LIGHTING

LED Bridgelux CHIP
Meanwell Driver

Specifications

Model: RYLAQ 07
Protect Class: IP 65
Input Voltage: AC 110V-240 V.
Effect: >100Lm / W.
Average illuminance: Anger 120-140
Uniformity: >0,8
Size: 592 x 280 x 123 mm



VAN LED FLOOD LIGHTS

LED Bridgelux CHIP
Meanwell Driver

Specifications

Protect Class: IP 65
Input Voltage: AC 110V-240 V.
Light Efficiency: >110 LM/W
Power: 200 W



ISTANBUL STREET LIGHTING

Specifications

Body: Die Cast
Balast: HQL/NAV/HQI/E BALLASTS TSE-EN 60923-TS-EN 61347-2-8 TSE-ISO EN 9000
Lamp Holder: E40.
Distributed light source: 150/250 W
Glass: Securit glass.
Console: Q 60 galvanized steel tube and plate.
Usage Areas: HIGHWAY, OTO PARKING, FACTORY, GASOLINE STATION, ENVIRONMENTAL LIGHTING
Protection grade: IP65
Rated Voltage: 220 V ±10%
Frequency: 50 hz
Net Weigth: 5,2 kg
Gross Weigth: 5,7 kg
Size: 749 x 321 x 207 mm



ANKARA STREET LIGHTING

Specifications

Body: Die Cast
Balast: HQL/NAV/HQI/E BALLASTS TSE-EN 60923-TS-EN 61347-2-8 TSE-ISO EN 9000
Lamp Holder: E40.
Distributed light source: 250 W
Glass: Securit glass.
Console: Q 60 galvanized steel tube and plate.
Usage Areas: HIGHWAY, OTO PARKING, FACTORY, GASOLINE STATION, ENVIRONMENTAL LIGHTING
Protection grade: IP65
Rated Voltage: 220 V ±10%
Frequency: 50 hz
Net Weigth: 5,4 kg
Gross Weigth: 6 kg
Size: 639 x 269 x 170 mm



ANTALYA STREET LIGHTING

Specifications

Body: Die Cast
Balast: HQL/NAV/HQI/E BALLASTS TSE-EN 60923-TS-EN 61347-2-8 TSE-ISO EN 9000
Lamp Holder: E40.
Distributed light source: 250 / 400 W
Glass: Securit glass.
Console: Q 60 galvanized steel tube and plate.
Usage Areas: HIGHWAY, OTO PARKING, FACTORY, GASOLINE STATION, ENVIRONMENTAL LIGHTING
Protection grade: IP65
Rated Voltage: 220 V ±10%
Frequency: 50 hz
Net Weigth: 3,5 kg
Gross Weigth: 4 kg
Size: 720 x 330 x 170 mm



ORDU STREET LIGHTING

Specifications

Body: Die Cast
Balast: HQL/NAV/HQI/E BALLASTS TSE-EN 60923-TS-EN 61347-2-8 TSE-ISO EN 9000
Lamp Holder: E40.
Distributed light source: 250 / 400 W
Glass: Securit glass.
Console: Q 60 galvanized steel tube and plate.
Usage Areas: HIGHWAY, OTO PARKING, FACTORY, GASOLINE STATION, ENVIRONMENTAL LIGHTING
Protection grade: IP65
Rated Voltage: 220 V ±10%
Frequency: 50 hz
Net Weigth: 4,6 kg
Gross Weigth: 5,5 kg
Size: 712 x 365 x 305 mm



PARIS STREET LIGHTING

Specifications

Body: Recycled polimer.
Balast: HQL/NAV/HQI/E BALLASTS TSE-EN 60923-TS-EN 61347-2-8 TSE-ISO EN 9000
Lamp Holder: Porcelain TS 298 E27/E40.
Reflector: Deep-drawn anodized aluminium.
Glass: Securit glass.
Console: Q 42-60 galvanized steel tube and plate.
Usage Areas: HIGHWAY, OTO PARKING, FACTORY, GASOLINE STATION, ENVIRONMENTAL LIGHTING
Lamp Type: HQL, NAV, HQI

Power	Lamp	Base	Dimension			Weight	Volume
			a	b	c		m^3
50 W	SON-T	E-27	57	26,8	19,5	4,40	0,038
70 W	SON-T	E-27	57	26,8	19,5	4,80	0,038
100 W	SON-T	E-40	57	26,8	19,5	5,10	0,038
150 W	SON-T	E-40	57	26,8	19,5	5,70	0,038
250 W	SON-T	E-40	65,5	32	22,5	7,80	0,060
400 W	SON-T	E-40	65,5	32	22,5	9,70	0,060

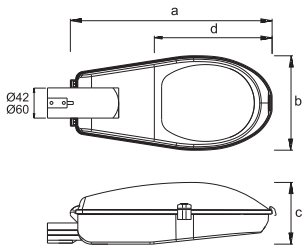



LONDON STREET LIGHTING

Specifications

Body: Polyester rainforced with fiberglas.
Balast: HQL/NAV/HQI/E BALLASTS TSE-EN 60923-TS-EN 61347-2-8 TSE-ISO EN 9000
Lamp Holder: Porcelain TS 298 E27/E40.
Reflector: Deep-drawn anodized aluminium.
Glass: Securit glass.
Console: Q 42-60 galvanized steel tube and plate.
Usage Areas: HIGHWAY, OTO PARKING, FACTORY, GASOLINE STATION, ENVIRONMENTAL LIGHTING
Lamp Tipi: HQL, NAV, HQI

Power	Lamp	Base	Dimension			Weight	Volume
			a	b	c		m^3
250 W	HPI-T	E-40	69	33,3	23	10,7	0,06
400 W	HPI-T	E-40	69	33,3	23	12,6	0,06
250 W	SON	E-40	69	33,3	23	10,7	0,06
400 W	SON	E-40	69	33,3	23	12,6	0,06
250 W	HPL-N	E-40	69	33,3	23	9	0,06
400 W	HPL-N	E-40	69	33,3	23	10,6	0,06

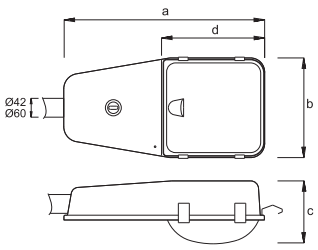



SYDNEY STREET LIGHTING

Specifications

Body: Polyester rainforced with fiberglas.
Balast: HQL/NAV/HQI/E BALLASTS TSE-EN 60923-TS-EN 61347-2-8 TSE-ISO EN 9000
Duylar: Porcelain TS 298 E27
Glass: Acilic
Console: Q 42-60 galvanized steel tube and plate.
Usage Areas: GASOLINE STATION, ENVIRONMENTAL LIGHTING
Lamba Tipi: HQL, NAV

Power	Lamp	Base	Dimension			Weight	Volume
			a	b	c		m^3
125 W	HPL-N	E-27	530	260	210	3,65	0,024
70 W	SON	E-27	530	260	210	3,7	0,024
160 W	ML	E-27	530	260	210	2,4	0,024

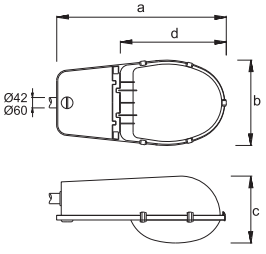



NEW CASTLE STREET LIGHTING

Specifications

Body: Aluminium Injection
Balast: EN 60923 EN 61347-2-9
Base: EN 60238 Porcelain
Glass: 5mm Tempered Glass
Console: Ø42 mm or Ø60 mm
Usage Areas: GASOLINE STATION, ENVIRONMENTAL LIGHTING
Lamba Tipi: SON-T

Power	Lamp	Base	Dimension			Weight	Volume
			a	b	c		m^3
100 W	SON-T	E-40	685	322	220	7,70	0,050
150 W	SON-T	E-40	685	322	220	8,30	0,050
250 W	SON-T	E-40	685	322	220	9,30	0,050
400 W	SON-T	E-40	685	322	220	10,80	0,050

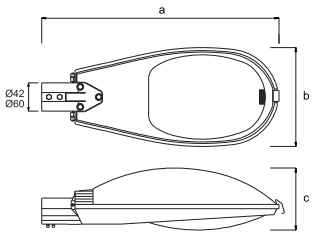



ROME STREET LIGHTING

Specifications

Body: Anodised aluminium
Balast: EN 60921 EN 61347-2-8
Base: EN 60400
Glass: PC / PMMA
Console: Ø42 mm or Ø60 mm
Usage Areas: GASOLINE STATION, ENVIRONMENTAL LIGHTING
Lamba Tipi: PL-E , PL-C , PL-S

Power	Lamp	Base	Dimension			Weight	Volume
			a	b	c		m^3
23 W	PL-E	E-27	355	202	105	10	0,095
2x11 W	PL-S	G-23	355	202	105	16	0,095
2x18 W	PL-C	G-24	355	202	105	17	0,095
2x26 W	PL-C	G-24	355	202	105	21	0,095

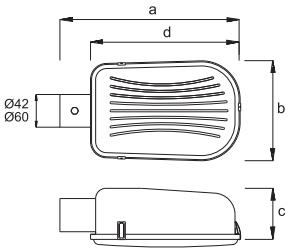



ACCRA STREET LIGHTING

Specifications

Body: Aliminium sheet
Balast: HQL/NAV/HQI/E BALLASTS TSE-EN 60923-TS-EN 61347-2-8 TSE-ISO EN 9000
Base: Porcelain TS 298 G-24/E-27/E-40
Glass: Acilic
Console: Q 42-60 galvanized steel tube and plate.
Usage Areas: PORT, ENVIRONMENTAL LIGHTING
Lamba Tipi: HQL, NAV, PL-C

Power	Lamp	Base	Dimension			Weight	Volume
			a	b	c		m^3
2x11 W	PL-S	G-23	350	255	195	3,60	0,037
2x18 W	PL-S	G-24	350	255	195	3,60	0,037
2x26 W	PL-C	G-24	350	255	195	3,80	0,037
125 W	HPL-N	E-27	480	255	195	2,65	0,026
70 W	SON	E-27	480	255	195	2,70	0,026

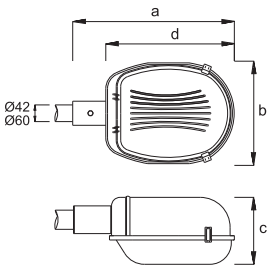



KUMASI FLOOD LIGHTS

Specifications

Body: Aluminium Injection
Reflector: 99% Pure Anodised Aluminium
Ballast: EN 60923 EN 61347-2-9
Diffuser: 5mm Tempered Glass
Lamp Type: HPI-T
Light Distribution: Wide Angle
Igniter: EN 61347-2-1
Cable Gland: PG 13,5

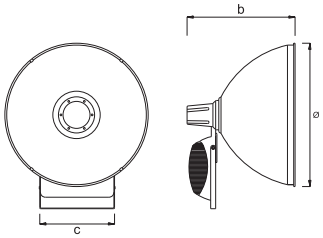



Reflector	Power W	Lamp	Igniter W	L. Flux Lm	Capasitor mf±10 250 V	Dimension a	b	c	Weight Kg	Volume m^3	Base
Rotational	250	HPI-T	70-400	19000	32	546	375	425	11,00	0,0865	E-40
Rotational	400	HPI-T	70-400	34000	35	546	375	425	12,00	0,0865	E-40
Rotational	1000	HPI-T	1000	80000	85	546	375	425	19,50	0,111	E-40

SUNYANI FLOOD LIGHTS

Specifications

Reflector: 99% Pure Anodised Aluminium
Ballast: EN 60923 EN 61347-2-9
Diffuser: 5mm Tempered Glass
Lamp Type: HPI-T
Light Distribution: Symmetric Wide Angle
Igniter: EN 61347-2-1
Cable Gland: PG 13,5

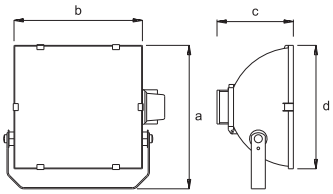



Reflector	Power W	Lamp	Igniter W	L. Flux Lm	Capasitor mf±10 250 V	Dimension a	b	c	Weight Kg	Volume m^3	Base
Symmetric	2000	HPI-T	2000	18000	60	540	512	290	14,00	0,102	E-40

YENDI FLOOD LIGHTS

Specifications

Body: GRP
Reflector: 99% Pure Anodised Aluminium
Ballast: EN 60923 EN 61347-2-9
Diffuser: 5mm Tempered Glass
Lamp Type: MHN-TD , HPI-T
Light Distribution: Rotational
Igniter: EN 61347-2-1
Cable Gland: PG 13,5

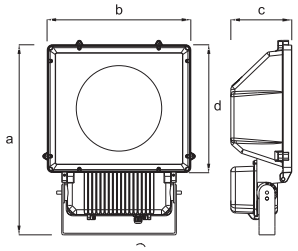



Reflector	Power W	Lamp	Igniter W	L. Flux Lm	Capasitor mf±10 250 V	Dimension a	b	c	Weight Kg	Volume m^3	Base
Rotational	120	MHN-TD	70-400	12000	20	630	450	200	10,15	0,055	Rx7s
Rotational	250	MHN-TD	70-400	19000	32	630	450	200	11,00	0,055	FC2
Rotational	250	HPI-T	70-400	19000	32	630	450	200	11,00	0,055	E-40
Rotational	400	HPI-T	70-400	34000	35	630	450	200	11,50	0,055	E-40
Rotational	1000	HPI-T	1000	80000	85	630	450	200	16,50	0,055	E-40

TEMA FLOOD LIGHTS

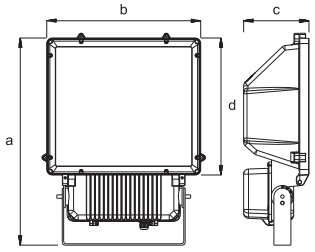



Specifications

Body: GRP
Reflector: 99% Pure Anodised Aluminium
Ballast: EN 60923 EN 61347-2-9
Diffuser: 5mm Tempered Glass
Lamp Type: SON-T , HPI-T
Light Distribution: Asymmetric Wide Angle
Igniter: EN 61347-2-1
Cable Gland: PG 13,5

Reflector	Power W	Lamp	Igniter W	L. Flux Lm	Capasitor mf±10 250 V	Dimension a	b	c	Weight Kg	Volume m^3	Base
Asymmetric	150	HPI-T	70-400	12000	20	565	385	150	8,50	0,0355	E-40
Asymmetric	250	HPI-T	70-400	19000	32	565	385	150	9,50	0,0355	E-40
Asymmetric	400	HPI-T	70-400	34000	35	565	385	150	10,70	0,0355	E-40
Asymmetric	150	SON-T	70-400	14000	20	565	385	150	8,50	0,0355	E-40
Asymmetric	250	SON-T	70-400	25000	32	565	385	150	9,50	0,0355	E-40
Asymmetric	400	SON-T	70-400	48000	45	565	385	150	11,00	0,0355	E-40

CAPE COST FLOOD LIGHTS

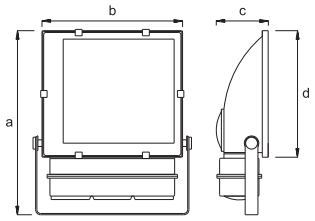



Specifications

Body: Aluminium Injection
Reflector: 99% Pure Anodised Aluminium
Ballast: EN 60923 EN 61347-2-9
Diffuser: 5mm Tempered Glass
Lamp Type: SON-T , HPI-T
Light Distribution: Asymmetric Wide Angle
Igniter: EN 61347-2-1
Cable Gland: PG 13,5

Reflector	Power W	Lamp	Igniter W	L. Flux Lm	Capasitor mf±10 250 V	Dimension a	b	c	Weight Kg	Volume m^3	Base
Asymmetric	1000	HPI-T	1000	80000	85	720	550	210	27,00	0,11	E-40
Asymmetric	1000	SON-T	1000	130000	100	720	550	210	27,00	0,11	E-40

TAKORADI FLOOD LIGHTS

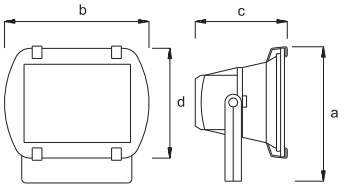



Specifications

Body: Aluminium Injection
Reflector: 99% Pure Anodised Aluminium
Ballast: EN 60923 EN 61347-2-9
Diffuser: 5mm Tempered Glass
Lamp Type: SON-T , HPI-T
Light Distribution: Asymmetric Wide Angle
Igniter: EN 61347-2-1
Cable Gland: PG 13,5

Reflector	Power W	Lamp	Igniter W	L. Flux Lm	Capasitor mf±10 250 V	Dimension a	b	c	Weight Kg	Volume m^3	Base
Symmetric	70	MHN-TD	70-400	5000	12	230	292	205	23,00	0,072	Rx7s
Symmetric	150	MHN-TD	70-400	12000	20	230	292	205	26,00	0,072	Rx7s
Symmetric	70	CDM-TD	70-400	5600	12	230	292	205	23,00	0,072	Rx7s
Symmetric	150	CDM-TD	70-400	14000	20	230	292	205	26,00	0,072	Rx7s

TOGO OFFICE LUMINAIRE

Specifications

Body: 0.50 mm Metal
Reflector: 0,40mm 99% pure anodized aluminium
Ballast: EN 60921-EN 61347-2-8 EN 61347 -2-3
Diffuser: Clear Tempered Glass / Sandblasted Tempered Glass
Lamp Type: T5 , T8
Light Distribution: Rotational
Igniter: EN 61347-2-1

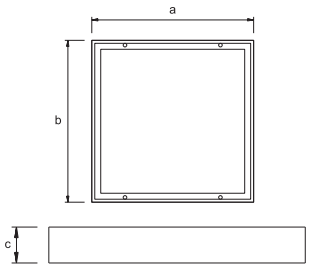



Type	Power W	Lamp	L. Flux Lm	Capasitor mf±10 250 V	Dimension a	b	c	Weight Kg	Volume m^3	Base	Ballast
Sand Blasted	2x18	TL-D	2x1300	4,5	640	295	75	18,8	0,13	G-13	Inductive
Sand Blasted	2x36	TL-D	2x3250	9	1235	295	75	36	0,16	G-13	Inductive
Sand Blasted	2x14	TL5	2x1220		640	295	75	17,5	0,13	G-15	Electronic
Sand Blasted	4x14	TL5	4x1220		640	590	75	33	0,16	G-15	Electronic
Sand Blasted	2x18	TL-D	2x1300		640	295	75	17,5	0,13	G-13	Electronic
Sand Blasted	4x18	TL-D	4x1300		640	590	75	33	0,16	G-13	Electronic

BENIN OFFICE LUMINAIRE

Specifications

Body: 0,50 mm sheet
Reflector: 0,40 mm 99% pure anodised aluminium
Ballast: EN 60921-EN 61347-2-8
Starter: EN 60155
Base: EN 60400
Cable: 1 mm NYA
Coating: Electrostatic powder coating

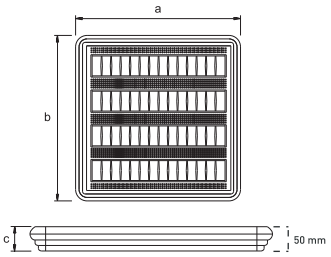



Power W	Lamp	L. Flux Lm	Capasitor mf±10 250 V	Dimension a	b	c	Weight Kg	Volume m^3	Base
2x18	TL-D	2x1300	4,5	655	350	50	17,10	0,11	G-13
2x36	TL-D	2x3250	9	1265	350	50	21,20	0,17	G-13
3x18	TL-D	3x1300	9	655	655	50	29,20	0,14	G-13
4x18	TL-D	4x1300	9	655	655	50	29,30	0,14	G-13
4x36	TL-D	4x3250	18	1265	655	50	18,60	0,12	G-13
2x18	PL-L	2x1200	4,5	350	350	50	7,00	0,05	2G11

IVORY COST OFFICE LUMINAIRE

Specifications

Body: Electrostatic powder painted steel sheet.
Reflector: 0,40 mm 99% pure anodised aluminium
Ballast: EN 61347-2-3-
Base: EN 60400



Power W	Lamp	L. Flux Lm	Current	Dimension a	b	c	Weight Kg	Volume m^3	Base	Ballast
2x14	TL5	2x1220	0,15	610	190	73	1,90	0,01	G-5	Electronic
2x28	TL5	2x2580	0,28	1210	190	73	4,90	0,02	G-5	Electronic
2x35	TL5	2x3430	0,34	1510	190	73	5,75	0,02	G-5	Electronic
2x80	TL5	2x6150	0,72	1510	190	73	5,75	0,02	G-5	Electronic
2x54	TL5	2x4450	0,53	1210	190	73	4,90	0,02	G-5	Electronic
4x14	TL5	4x1220	0,30	610	345	73	4,80	0,04	G-5	Electronic
4x28	TL5	4x2580	0,56	1210	345	73	7,60	0,05	G-5	Electronic
4x35	TL5	4x3430	0,78	1510	345	73	8,60	0,05	G-5	Electronic
4x80	TL5	4x6150	1,44	1510	345	73	8,60	0,05	G-5	Electronic
4x54	TL5	4x4450	1,06	1210	345	73	7,60	0,05	G-5	Electronic

LIVERPOOL BATTEN TYPE LUMUNARIES

Specifications

Body: 0.50 mm Sheet
Ballast: EN 61347-2-3
Base: EN 60400
Lamp Type: T5
Coating: Electrostatic Powder Coated

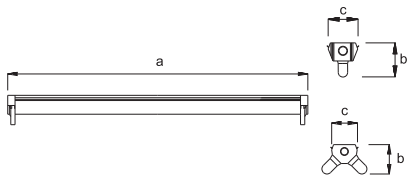



Power W	Lamp	L. Flux Lm	Current	Dimension a	b	c	Weight Kg	Volume m^3	Base	Ballast
1x14	TL5	1x1220	0,08	574	62	37	4	0,0049	G-5	Electronic
2x14	TL5	2x1220	0,15	574	64	37	4,2	0,0049	G-5	Electronic
1x28	TL5	1x2580	0,15	1174	62	37	6	0,0100	G-5	Electronic
2x28	TL5	2x2580	0,28	1174	64	37	6,2	0,0100	G-5	Electronic
1x35	TL5	1x3450	0,18	1474	62	37	7	0,0126	G-5	Electronic
2x35	TL5	2x3450	0,34	1474	64	37	7,2	0,0126	G-5	Electronic

NOTTINGHAM BATTEN TYPE LUMUNARIES

Specifications

Body: GRP
Ballast: EN 60921 EN 61347-2-8 EN 61347-2-3
Base: EN 60400 IP65
Lamp Type: T8
Starter: EN 60155
Options: Dimmable Electronic Ballast, Emergency Units





Power W	Lamp	L. Flux Lm	Current	Dimension a	b	c	Weight Kg	Volume m^3	Base	Ballast
1x36	TL-D	1x3250	0,43	1270	130	68	13	0,06	G-13	Inductive
2x36	TL-D	2x3250	0,86	1270	130	68	17,8	0,11	G-13	Inductive
1x58	TL-D	1x5000	0,67	1560	130	68	19,3	0,07	G-13	Inductive
2x58	TL-D	2x5000	1,34	1560	130	68	25	0,14	G-13	Inductive
1x36	TL-D	1x3250	0,165	1270	130	68	12,3	0,06	G-13	Electronic
2x36	TL-D	2x3250	0,305	1270	130	68	13,3	0,11	G-13	Electronic
1x58	TL-D	1x5000	0,25	1560	130	68	17,7	0,07	G-13	Electronic
2x58	TL-D	2x5000	0,49	1560	130	68	1,87	0,14	G-13	Electronic

LEEDS BATTEN TYPE LUMUNARIES

Specifications

Body: Injection polikarbon
Reflector: Electrostatic Powder Coated Sheet
Ballast: EN 60921 EN 61347-2-8 EN 61347-2-3
Starter: EN 60155
Diffuser: Injection polikarbon
Base: EN 60400
Lamp Type: T8

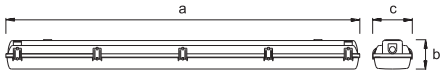



Power W	Lamp	L. Flux Lm	Current	Dimension a	b	c	Weight Kg	Volume m^3	Base	Ballast
1x18	TL-D	1x1300	0,37	670	110	140	11,4	0,073	G-13	Inductive
2x18	TL-D	2x1300	0,43	670	110	140	12	0,073	G-13	Inductive
1x36	TL-D	1x3250	0,43	1280	110	140	18	0,132	G-13	Inductive
2x36	TL-D	2x3250	0,86	1280	110	140	22,2	0,132	G-13	Inductive
1x18	TL-D	1x1300	0,100	670	110	140	9	0,073	G-13	Electronic
2x18	TL-D	2x1300	0,180	670	110	140	9,6	0,073	G-13	Electronic
1x36	TL-D	1x3250	0,165	1280	110	140	15,6	0,132	G-13	Electronic
2x36	TL-D	2x3250	0,310	1280	110	140	16,2	0,132	G-13	Electronic

UTAH HIGH BAY (INDUSTRIAL)

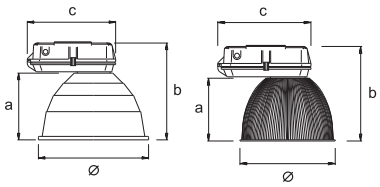



Specifications

Reflector: Aluminium / Injection PC
Ballast: EN 60923 EN 61347-2-9
Gear Box: GRP
Base: EN 60238 Porcelain
Lamp Type: HPI-BU , SON , ML , CDM-T
Igniter: EN 61347-2-1
Options: Tempered glass, Wire guard

Ignator W	Power W	Lamp	L. Flux Lm	Capasitor mf±10 250 V	Dimension a	b	c	Weight Kg	Volume m^3	Base	Ballast
70-400	250	SON	25000	32	320	450	500	21	0,08	E-40	Inductive
70-400	400	SON	47000	45	320	450	500	26	0,08	E-40	Inductive
70-400	250	HPI-BU	19000	32	320	450	500	21	0,08	E-40	Inductive
70-400	400	HPI-BU	34000	35	320	450	500	22	0,08	E-40	Inductive
-	160	ML	3100	-	260	400	412	8	0,08	E-27	-
70-400	150	CDM-T	12000	20	260	400	412	16,3	0,08	G-12	Inductive
70-400	250	HPI-BU	19000	32	260	400	412	21	0,08	E-40	Inductive

DALLAS HIGH BAY (INDUSTRIAL)

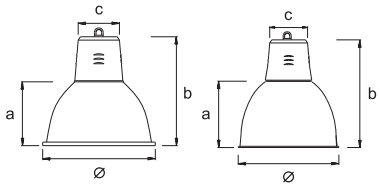



Specifications

Reflector: Aluminium / Injection PC
Ballast: EN 60923 EN 61347-2-9
Gear Box: Aluminium
Base: EN 60238 Porcelain
Lamp Type: PL-E , HPI-BU , SON , ML , CDM-T
Igniter: EN 61347-2-1
Options: Tempered glass, Wire guard

Power W	Lamp	L. Flux Lm	Capasitor mf±10 250 V	Dimension a	b	c	Weight Kg	Volume m^3	Base
2x18	TL-D	2x1300	4,5	655	350	50	17,10	0,11	G-13
2x36	TL-D	2x3250	9	1265	350	50	21,20	0,17	G-13
3x18	TL-D	3x1300	9	655	655	50	29,20	0,14	G-13
4x18	TL-D	4x1300	9	655	655	50	29,30	0,14	G-13
4x36	TL-D	4x3250	18	1265	655	50	18,60	0,12	G-13
2x18	PL-L	2x1200	4,5	350	350	50	7,00	0,05	2G11

IOWA HIGH BAY (INDUSTRIAL)



Specifications

Body: Electrostatic powder painted steel sheet.
Reflector: 0,40 mm 99% pure anodised aluminium
Ballast: EN 61347-2-3-
Base: EN 60400

Power W	Lamp	L. Flux Lm	Ignator	Dimension a	b	c	Weight Kg	Volume m^3	Base	Ballast
160	ML	3100	-	295	480	500	5	0,06	E-27	-
250	ML	5600	-	295	480	500	6	0,06	E-40	-
150	SON	14000	70-400	295	480	500	19	0,06	E-40	Inductive
250	SON	25000	70-400	295	480	500	23	0,06	E-40	Inductive
400	SON	47000	70-400	295	480	500	28	0,06	E-40	Inductive
85	PL-E	5100	-	260	460	500	5	0,06	E-27	-
160	ML	3100	-	260	460	500	5	0,06	E-27	-
150	CDM-T	12000	70-400	260	460	500	19	0,06	G-12	Inductive
250	HPI-BU	19000	70-400	260	460	500	22	0,06	E-40	Inductive

VANCOUVER HIGH BAY (INDUSTRIAL)

Specifications

Reflector: Aluminium / Injection PC
Ballast: EN 60923 EN 61347-2-9
Gear Box: GRP
Base: EN 60238 Porcelain
Lamp Type: PL-E , HPI-BU , SON , ML , CDM-T
Igniter: EN 61347-2-1
Options: Tempered glass, Wire guard

Power W	Lamp	L. Flux Lm	Ignator	Dimension a	b	c	Weight Kg	Volume m^3	Base	Ballast
85	PL-E	5100	-	285	500	485	8	0,055	E-27	-
160	ML	3100	-	285	500	485	8	0,055	E-27	-
150	SON	14000	70-400	285	500	485	15	0,055	E-40	Inductive
250	SON	25000	70-400	285	500	485	7	0,055	E-40	Inductive
150	HPI-BU	12000	70-400	285	500	485	20,6	0,055	E-40	Inductive
250	HPI-BU	19000	70-400	285	500	485	21,5	0,055	E-40	Inductive
400	HPI-BU	34000	70-400	285	500	485	15,7	0,055	E-40	Inductive



TORONTO HIGH BAY (INDUSTRIAL)

Specifications

Reflector: Aluminium / Injection PC
Ballast: EN 60923 EN 61347-2-9
Gear Box: AluminiumBase:EN 60238 Porcelain
Lamp Type: PL-E , HPI-BU , SON , ML , CDM-T ,
Igniter: EN 61347-2-
Options: Tempered glass, Wire guard

Power W	Lamp	L. Flux Lm	Ignator W	Dimension a	b	c	Weight Kg	Volume m^3	Base	Ballast
160	ML 160	3100	-	295	480	500	5	0,060	E-27	-
250	ML 250	5600	-	295	480	500	6	0,060	E-40	-
150	SON150	14000	70-400	295	480	500	19	0,060	E-40	Inductive
250	SON 250	25000	70-400	295	480	500	23	0,060	E-40	Inductive
400	SON 400	47000	70-400	295	480	500	28	0,060	E-40	Inductive
85	PL-E	5100	-	260	460	412	5	0,060	E-27	-
160	ML 160	3100	-	260	460	412	5	0,060	E-27	-
150	CDM-T150	12000	70,400	260	460	412	19	0,060	G-12	Inductive



CALGARY HIGH BAY (INDUSTRIAL)

Specifications

Reflector: Aluminium / Injection PC
Ballast: EN 60923 EN 61347-2-9
Gear Box: GRPBase:EN 60238 Porcelain
Lamp Type: PL-E , HPI-BU , SON , ML , CDM-T
Igniter: EN 61347-2-1
Options: Tempered glass + Wire guard

Power W	Lamp	L. Flux Lm	Capacitor mf±10 250 V	Dimension a	b	c	Weight Kg	Volume m^3	Base	Ballast
85	PL-E	5100	-	285	500	485	8	0,055	E-27	-
160	ML 160	3100	-	285	500	485	8	0,055	E-27	-
150	SON 150	14000	20	285	500	485	15,7	0,055	E-40	Inductive
250	SON 250	25000	32	285	500	485	20,6	0,055	E-40	Inductive
150	HPI-BU 150	12000	20	285	500	485	21,5	0,055	E-40	Inductive
250	HPI-BU 250	19000	32	285	500	485	15,7	0,055	E-40	Inductive
400	HPI-BU 400	34000	35	285	500	485	20,6	0,055	E-40	-
85	PL-E	5100	-	285	500	485	21,5	0,055	E-40	-



LAMP SPIRAL

Specifications

%80 energy saving compared to standart incandescent lamps
Long life time
Continuous light efficiency
Can be used in chandeliers as it has compact dimensions
EN 60968 / EN 60969 / EN 55015

Type	Power W	L. Flux Lm	Dimension a	b	c	Weight Kg	Volume m^3	Base	Pcs / Pack
Full Spiral	9	540	90	49	32	5,1	0,019	GU10	100
Full Spiral	9	540	90	49	32	4,8	0,019	G-9	100
Half Spiral	8	480	85	33	40	4,2	0,026	E-27	100
Half Spiral	8	480	85	33	40	4,2	0,026	E-27	100
Half Spiral	8	480	85	33	40	4,2	0,026	E-14	100
Half Spiral	8	480	85	33	40	4,2	0,026	E-14	100
Half Spiral	12	720	92	40	40	4,8	0,026	E-27	100
Half Spiral	12	720	92	40	40	4,8	0,026	E-27	100
Half Spiral	12	720	92	40	40	4,8	0,026	E-14	100
Half Spiral	12	720	92	40	40	4,8	0,026	E-14	100
Half Spiral	14	840	110	55	48	7,7	0,036	E-14	100
Half Spiral	14	840	105	55	40	8,35	0,036	E-27	100
Half Spiral	14	840	110	55	48	7,7	0,036	E-14	100
Half Spiral	14	840	105	55	40	8,35	0,036	E-27	100
Half Spiral	15	900	135	70	40	9,5	0,036	E-27	100
Half Spiral	15	900	135	70	40	9,5	0,036	E-27	100
Half Spiral	23	1380	148	85	48	6,4	0,03	E-27	100
Half Spiral	23	1380	148	85	48	6,4	0,03	E-27	100
Half Spiral	45	1700	242	127	72	9	0,08	E-27	100
Half Spiral	65	3900	230	110	75	10,25	0,08	E-27	100
Half Spiral	85	5100	265	157	100	6,5	0,06	E-27	100
Half Spiral	85	5100	290	157	100	6,5	0,06	E-40	100
Half Spiral	105	6300	285	165	105	7,5	0,089	E-27	100



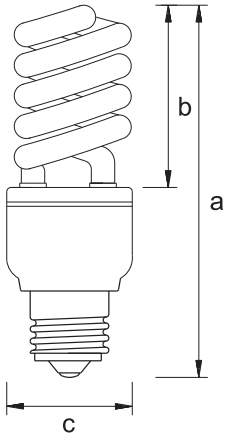

LAMP PROJECTOR

Specifications

Long life time
High light efficiency
Low maintenance cost
Used in indoor and outdoor lighting
Resistant to voltage shocks and vibration

Power W	Colour Temperature	L. Flux Lm	Dimension a	b	c	Weight Kg	Volume m^3	Base	Pcs / Pack
50	2000	4000	160	102	38	2,5	0,106	E-27	25
70	2000	6500	160	102	38	2,5	0,106	E-27	25
100	2000	10000	204	132	46	6	0,035	E-40	24
150	2000	17000	204	132	46	6	0,037	E-40	24
250	2000	33000	244	158	46	6,5	0,04	E-0	24
400	2000	55000	270	164	46	7,5	0,046	E-40	24
1000	2000	130000	360	222	66	7,5	0,054	E-40	20

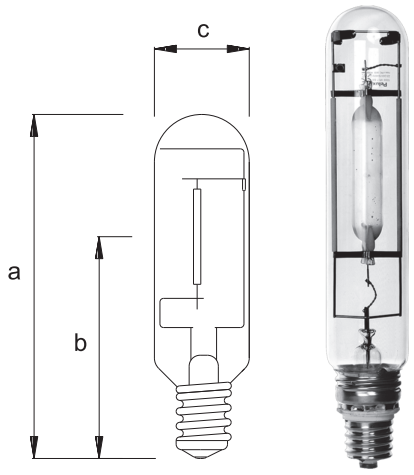

LAMP LED

Specifications

Long life time
High light efficiency
Low maintenance cost
Can be used for indoor / outdoor lighting
3000-6400 Kelvin options

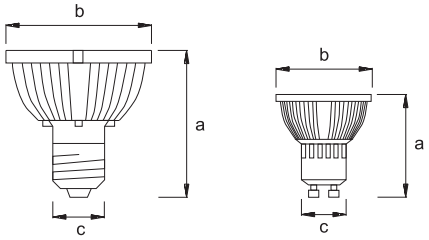



Type	Power W	Colour Temperature	L. Flux Lm	Dimension a	b	c	Weight Kg	Volume m^3	Base	Pcs / Pack
3x1 GU10 Led	3	6400	200	60	50	15	15	0,050	GU10	200
3x1 GU10 Led	3	3000	200	60	50	15	15	0,050	GU10	200
7x1 E27 Led	7	6400	400	80	94	26	15	0,050	E-27	50
7x1 E27 Led	7	3000	400	80	94	26	15	0,050	E-27	50

LAMP BATTEN TYPE LUMUNARIES

Specifications

Used with 2P magnetic ballast
Used with 4P magnetic ballast
2P Non dimmable
Energy saving

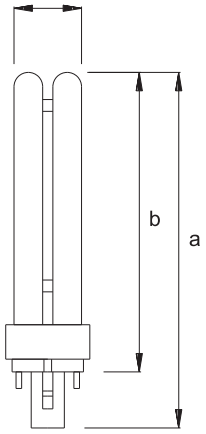



Type	Lamp W	L. Flux Lm	Colour Kelvin	Dimension a	b	c	Weight Kg	Volume m^3	Base	Pcs / Pack
PL-C	10	600	6400	116	75	27	5,5	0,02	G24-2P	100
PL-C	13	900	6400	135	94	27	6	0,02	G24-2P	100
PL-C	18	1200	6400	149	108	27	7	0,02	G24-2P	100
PL-C	26	1560	6400	154	113	27	7,5	0,02	G24-2P	100
PL-C	10	600	4000	116	75	27	5,5	0,02	G24-4P	100
PL-C	18	1200	4000	149	108	27	7	0,02	G24-4P	100
PL-C	26	1560	4000	154	113	27	7,5	0,02	G24-4P	100

LAMP FLORESCENT TUBE

Specifications

Long life time
Fine colour rendering
Continuous light efficiency
%40 thinner than standart TL-D lamps
Produced for operation with electronic ballast and suitable for dimming
Works between -15°C to +50°C

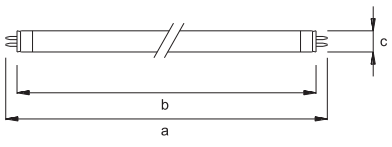



Type	Power W	Colour Temperature	L. Flux Lm	Dimension a	b	c	Weight Kg	Volume m^3	Base	Pcs / Pack
TL5	14	4000	1140	563	548	16	8	0,03	G-5	100
TL5	28	4000	2470	1160	1146	16	15	0,05	G-5	100
TL5	35	4000	3135	1463	1148	16	19,4	0,06	G-5	100
TL5	54	4000	4200	1160	1146	16	13	0,05	G-5	100

CIRCUIT BREAKER MCB & MCCB



Code	Item	Pole	Brand
3010	6 Amp. MCB	Single	ABB / SIEMENS / SCHNIEDER
3011	10 Amp. MCB	Single	ABB / SIEMENS / SCHNIEDER
3012	16 Amp. MCB	Single	ABB / SIEMENS / SCHNIEDER
3017	20 Amp. MCB	Single	ABB / SIEMENS / SCHNIEDER
3013	25 Amp. MCB	Single	ABB / SIEMENS / SCHNIEDER
3014	32 Amp. MCB	Single	ABB / SIEMENS / SCHNIEDER
3015	40 Amp. MCB	Single	ABB / SIEMENS / SCHNIEDER
3016	50 Amp. MCB	Single	ABB / SIEMENS / SCHNIEDER
3018	63 Amp. MCB	Single	ABB / SIEMENS / SCHNIEDER
3020	3 x 6 Amp. MCB	Triple	ABB / SIEMENS / SCHNIEDER
3021	3 x 10 Amp. MCB	Triple	ABB / SIEMENS / SCHNIEDER
3022	3 x 16 Amp. MCB	Triple	ABB / SIEMENS / SCHNIEDER
3023	3 x 20 Amp. MCB	Triple	ABB / SIEMENS / SCHNIEDER
3024	3 x 25 Amp. MCB	Triple	ABB / SIEMENS / SCHNIEDER
3029	3 x 32 Amp. MCB	Triple	ABB / SIEMENS / SCHNIEDER
3025	3 x 40 Amp. MCB	Triple	ABB / SIEMENS / SCHNIEDER
3026	3 x 50 Amp. MCB	Triple	ABB / SIEMENS / SCHNIEDER
3027	3 x 63 Amp. MCB	Triple	ABB / SIEMENS / SCHNIEDER
3028	3 x 100 Amp. MCB	Triple	ABB / SIEMENS / SCHNIEDER
3030	3 x 250 Amp. MCB	Triple	ABB / SIEMENS / SCHNIEDER
3031	3 x 400 Amp. MCB	Triple	ABB / SIEMENS / SCHNIEDER
3032	3 x 630 Amp. MCB	Triple	ABB / SIEMENS / SCHNIEDER



CHANGE OVER





RCCB

PRODUCT RANGE

- Between 25kVA – 4000 kVA power range Distribution Transformer up to 36 kV. On Hv side.
- Between 4000 kVA – 25000 kVA power range Power Transformer
- Transformers in various power and voltage for Special Purposes Transformer







Distribution Transformer With Oil Conservator Tank

- 25-4000 kVA in power range, high voltage level up to 36 kV, single or three phase, oil immersed, ONAN ONAF cooling, no-load tap changer or with load automatic tap changer, both outdoor and indoor, are designed at form
- Oil of the transformers expand with rise of temprature. Dimensions of oil conservator tank of transformers is designed this its increase will store at form.
- Transformers with oil conservatore tank are open atmosphere. Pressure of the oil changesin consequence termic effects. The silica gel (air dryer) that being on conservator tank is got humidity of the air and it provides ingress-egress of the air.
- Slica gel of transformer with oil conservator tank that works in the enterprise loses its feature in the course of the time. The oil is got humidity and is broken down its structure. Therefore the silica gel must change in specific period and by-pass voltage of sample that gets from the oil must measure.

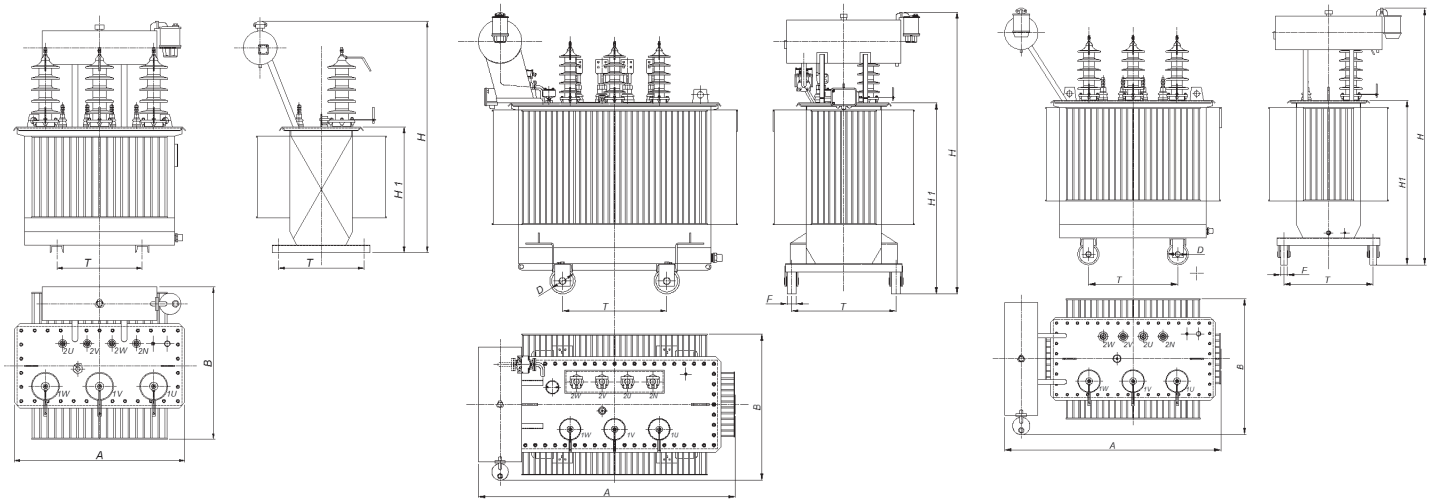

Technical Drawing Tables

Rated Power	Vector Group	Imp. Voltg.	Loses		No-load Current	Sound Level	Length A	Width B	Hei. H	Height Cov. H 1	Oil Weight	Total Weight	Regulation at Full Load		Efficieney at Full Load	
			Load	No-load												
kVA/Kv	-	%	W	W	%	dB(A)	mm	mm	mm	mm	kg	kg	pF=0,8	pF=1,0	pF=0,8	pF=1,0
25 / 6,3-15	Yzn11	4	850	140	2.4	53	800	700	1100	700	80	370	3.98	3.42	95.29	96.2
40 / 6,3-15	Yzn11	4	960	160	2.3	53	820	700	1130	700	90	400	3.85	2.45	96.62	97.28
50 / 6,3-15	Yzn11	4	1100	190	2.2	55	850	700	1180	750	100	440	3.77	2.26	96.88	97.48
63 / 6,3-15	Yzn11	4	1280	225	2.1	56	880	720	1200	770	120	470	3.7	2.09	97.1	97.67
80 / 6,3-15	Yzn11	4	1500	280	2.1	58	900	720	1220	790	135	500	3.63	1.94	97.29	97.82
100 / 6,3-15	Yzn11	4	1750	320	2	59	950	720	1250	820	160	620	3.57	1.81	97.48	97.97
125 / 6,3-15	Yzn11	4	2050	360	1.9	60	980	800	1270	840	180	700	3.52	1.71	97.65	98.11
160 / 6,3-15	Yzn11	4	2350	460	1.8	62	1100	850	1310	870	240	930	3.43	1.54	97.85	98.27
200 / 6,3-15	Yzn11	4	2850	650	1.8	63	1140	860	1340	900	250	980	3.41	1.49	97.86	98.28
250 / 6,3-15	Dny11	4	3250	650	1.6	65	1450	700	1450	950	340	1250	3.33	1.37	98.09	98.46
315 / 6,3-15	Dny11	4	3900	770	1.5	66	1500	850	1520	990	350	1350	3.3	1.31	98.18	98.54
400 / 6,3-15	Dny11	4	4600	930	1.5	68	1580	850	1450	950	390	1610	3.24	1.22	98.3	98.64
500 / 6,3-15	Dny11	4	5500	1100	1.4	69	1700	950	1700	1120	430	1650	3.2	1.17	98.38	98.7
630 / 6,3-15	Dny11	4	6500	1300	1.4	70	1700	950	1850	1300	520	2250	3.17	1.11	98.48	98.78
800 / 6,3-15	Dny11	6	8500	1500	1.3	71	1900	900	1900	1330	630	2600	3.9	1.28	98.33	98.66
1000 / 6,3-15	Dny11	6	10500	1700	1.2	73	2050	1200	2030	1320	650	3050	4.47	1.22	98.47	98.77
1250 / 6,3-15	Dny11	6	13000	2100	1.2	74	2100	1300	2050	1340	820	3600	4.46	1.21	98.51	98.8
1600 / 6,3-15	Dny11	6	17000	2600	1.1	76	2100	1320	2100	1500	950	4200	4.48	1.24	98.49	98.79
2000 / 6,3-15	Dny11	6	21000	3200	1	77	2250	1280	2200	1530	1100	5050	4.47	1.22	98.51	98.8
2500 / 6,3-15	Dny11	6	24000	3600	0.9	78	2350	1350	2300	1600	1250	5700	4.41	1.14	98.64	98.91

STATIC VOLTAGE STABILIZERS 30 -2000 kVA

Threephase Static
Voltage Stabilizers are:
Multi-tap autotransformer;
Microprocessor control system.



Static Voltage Stabilizers Triphase 30-2000 kVA

Technical Specifications

- Power 30 - 2000 kVA
- Input Voltage 155 - 490 VAC 3 Phase
- Input Frequency 50 Hz
- Output Voltage 380 VAC ± % 2 3 F+ N
- Regulation Rate 1000 V / Sec.
- Efficiency >% 97
- Operating Temperature 0 °C - 40 °C
- Overload 20 ms for % 500 over load
- Relative Humidity up to % 0 - % 95
- Acoustic Noise < 50 dBA
- Basic Advantages:
- Sensitive and fast TRUE RMS reading modul
- in 20 mil second reading
- Fast regulation modul
- 200 V x 50Hz = 10.000 V / Sec.
- Improvable output regulation structure
- Reading power parameters
- Modular card structure
- No need maintenance. It is completely static.
- Ability to work under whatever with cos μ load
- Ability to discriminate Non-Linear load and short circuit.
- In the case of short circuit It prevents blowing of fuse
- Reoperating from short circuit.
- In the case short circuit none of static switch is to spoil

Specifications

MODEL	330030	330045	330060	330075	330100	330120	330150	330180	330250	330300	330400	330500	330800	331000	332000
Power kVA	30	45	60	75	100	120	150	180	250	300	400	500	800	1000	2000
REGULATOR INPUT															
In.Vol.Correct.Interval	275 - 440 VAC														
In.Vol.Working Interval	155 - 490 VAC														
Operation Frequency	47...65 Hz														
Line Input Protection	Overcurrent thermic fuse and sudden overburden protection														
REGULATOR OUTPUT															
Output Voltage	380 / 400 / 415 VAC RMS ± %2														
Overloading	10 Sec. % 200 Load % 500 Load 20 ms														
Correction Speed	~ 1000 Volt / Sec.														
Upturn Period	20 ms														
Output Protection	Short circuit, overburden, overcurrent electronic protection, protects load via opening control														
WORKING PRINCIPLE															
	Microprocessor controlled, full automatic, static, semi conductor electronic structure maintenance free														
CONTROL PANEL															
Display and Buttons	Display Screen														
Alert Message	Input Low / Hi, Output Low / Hi, Over temperature (Smart Fan System)														
Meas.Value Monitorization	Output Voltage, Network Voltage														
Out. Up. Protect.limit	Standart														
Out. Sub Protect.limit	Standart														
Regulation Voltage	Standart														
GENERAL															
Total Efficiency	> % 97 (Full Load)														
Mechanical ByBass	"Manually Controlled Line - PAKO SWITCH Selects Voltage Regulator" Switch Turn On / Off														
Protection Level	IP20														
ENVIRONMENTAL															
Working Temperature	-10 °C / 50 °C														
Storage Temperature	- 25 °C / +60 °C														
Relative Humidity	< % 90, DIN (40040)														
Working Altitude	< 2000 m.														
Noise Level	< 50 dB (1 metersquare)														
Documents	ISO 9001 // Ce // TÜV Austria Hellas														
Dimensions (HxWxD)	100 x 60 x 45			111 x 63 x 45		127 x 71 x52			130 x120 x 90			155x140x120	155x150x130	200x210x140	200x240x150
Weight	115	155	195	210	250	265	295	300	340	1170	1250	1600	1800	2200	4000

UNINTERRUPTIBLE POWER SUPPLY 100-300 kVA

300 Hi series
UPS, PWM controlled,
IGBT technology,
microcontroller controlled,
sinusoidal waveform,
ONLINE topology and parallel configurable devices.
Advanced communication system supports many communication protocols and brings remote control advantage of the UPS.



True On-line 3 Phase Input 3 Phase Output 100-300 kVA

Technical Specifications

- 3 phase in / 3 phase out
- Output 100-300 kVA
- Output isolation transformer
- Up to 91% efficiency
- Static by-pass
- External REPO switch input
- 5 control buttons iLCD alphanumeric display brings detailed monitoring of measured parameters.
- 3 microcontrollers for rectifier ,main control system, parallel management
- 128 events alarm memory (4000 alarms)
- Clock and calender (battery supported)
- Advanced battery management controls charge system battery test
- High performance at nonlinear loads
- Dry contact simulation function
- Dial-up modem connection and setup
- Custom input voltage and frequency ranges
- International standarts compatibility
- SNMP(Simple Network Management Protocol) communication
- 2 years warranty
- 10 years spare parts support
- ISO9001, ISO14001, CE ,GOST certification
- Optional MODBUS adaptor.

Specifications

MODEL	DLT 3100	DLT 3120	DLT 3160	DLT 3200	DLT 3250	DLT 3300
Power	100 kVA	120 kVA	160 kVA	200 kVA	250 kVA	300 kVA
INPUT						
Voltage	220 / 400 Vac 3 Phase +N, +/-% 15					
By-Pass Voltage	220 / 400 Vac 3 Phase +N, +/-% 10					
Input Frequency	50 Hz, +/- %5					
EMI	EN50091-2 Class A					
Input out of Tolerant Protection	Electronic input out of tolerant protection					
OUTPUT						
Power (kW)	80	96	128	160	200	240
Power Factor	0,8					
Voltage	220 / 400 Vac 3 Phase +N					
Frequency	50 Hz. (60Hz On Request)					
Frequency Tolerance	+/-2% (Line Synchronized) • +/-0,2% (Free Running)					
Efficieny at 100% Load	%90-92					
Crest Factor	3:1					
Overload Protection	100 % 125% Load : 10 min • 125 % 150% Load : 1 min • < 150 % Load : By-Pass					
Short Circuit Protection	Electroinc short circuit protection					
Voltage out of Tolerant Protection	Electronic out of tolerant protection					
Total Harmonic Distortion	< 3 %					
THD	Non Linear Load <%5					
BATTERIES						
Battery Type	Sealed Lead Acid - Maintenance Free					
Number of Batteries	30				32	
Float Charging Voltage	405 VDC				432 VDC	
End of Discharge Voltage	300 VDC				320 VDC	
Ambient Temperature C	25 C°					
Battery Voltage Protection	Electronic Battery out of tolerant protection					
Battery Protection	Automatic circuit breaker					
Battery Test	Automatic every 72 hours					
GENERAL						
Communication	RS232 + Dry Contacts					
Temperature Range	0 C° - 40 C°					
Humidity (Non Condensed)	90 % (Non condensed)					
Protection Degree	IP20					
Altitude	< 1000 m. above sea level					
Noise level	< 65 dBA			< 70 dBA		
Weight without batteries (kg)	770	810	960	1150	1285	1416
Dimensions (mm) HxWxD	1650x1100x800		1730x1195x870		1880x1565x925	
Ventilation	Forced air cooling					

OPTIONS		ACCESSORIES	
Input Transformers	Galvanic isolation transformer at the input (in the external cabinet)	Monitoring and Control Software	T-MON 3 client standart
Input THD	<10%(with 18 Pulse Rectifier ,according to UPS range 5% (with 18 Pulse rectifier, + filter) upto 80 kVA	Multiserver Shutdown Unit	Available as option
		SNMP Communication Adaptor	Available as option
Parallel Operation	1+3 Systems (N+1 redundant, reduntant, symetric parallel)	Serial Port Enhancer	Available as option
MBS	Maintenance by-pass switch for complete isolation (For 206,207 & 210)	ModBus Communication Adaptor	Available as option (over RS485 or over TCP/IP)



MEDIUM AND HIGH VOLTAGE

GENERATORS

Diamond cable is technically tuned for single or multi gen-set projects as well as seting up diesel power plants.



generators

diamondcable.com.tr

PERKINS

GENERATING SETS							OPEN/SOUND PROOFED TYPE			
Gen-Set Model	Diesel Engine Model	Generator Model	*Prime		**Standby		Length [mm]	Width [mm]	Height [mm]	Dry [kg]
			kVA	kW	kVA	kW				
SARK-P 10	PERKINS/403D-11G	E1X13SC/4	9	7,2	10	8	1550/1960	900/900	995/1380	455/650
SARK-P 15	PERKINS/403D-15G	E1X13ME/4	13	10,4	15	12	1550/1960	900/900	995/1380	504/700
SARK-P 22	PERKINS/404D-22G	SLT18MD	20	16	22	17,6	1550/1960	900/900	995/1380	540/870
SARK-P 33	PERKINS/1103A-33G	PRO18SC/4	30	24	33	26,4	1750/2190	1000/1000	1130/1450	724/1050
SARK-P 50	PERKINS/1103A-33TG1	PRO18ME/4	45	36	48	38,4	1750/2190	1000/1000	1130/1450	780/1105
SARK-P 70	PERKINS/1103A-33TG2	PRO18LG/4	60	48	67	53,6	1750/2190	1000/1000	1130/1450	900/1210
SARK-P 90	PERKINS/1104A-44TG2	PRO22SC/4	81	64,8	89	71,2	2150/2872	1100/1100	1210/1720	1000/1310
SARK-P 115	PERKINS/1104C-44TAG2	PRO22SD/4	102	81,2	112	89,6	2150/2872	1100/1100	1210/1720	960/1270
SARK-P 150	PERKINS/1106A-70TG1	PRO22MF/4	135	108	150	120	2650/3433	1100/1100	1476/1950	1300/1670
SARK-P 165	PERKINS/1106A-70TAG2	PRO22MF/4	150	120	165	132	2650/3433	1100/1100	1476/1950	1450/1820
SARK-P 200	PERKINS/1106A-70TAG3	PRO28SA/4	180	144	200	160	2650/3433	1100/1100	1476/1950	1550/1920
SARK-P 220	PERKINS/1106A-70TAG4	PRO28SB/4	200	160	220	176	2650/3433	1100/1100	1476/1950	1570/1940
SARK-P 255	PERKINS/1306C-E87TAG4	PRO28SC/4	225	180	250	200	2750/3635	1250/1250	1712/2100	1875/2520
SARK-P 275	PERKINS/1306C-E87TAG6	PRO28SD/4	250	200	275	220	2750/3635	1250/1250	1712/2100	1950/2590
SARK-P 330	PERKINS/1606A-E93TAG5	PRO28ME/4	300	240	330	264	3350/4255	1300/1300	1590/1980	2915/3510
SARK-P 400	PERKINS/2206A-E13TAG2	PRO28LG/4	350	280	400	320	3450/4356	1450/1450	1942/2500	2915/3767
SARK-P 450	PERKINS/2206A-E13TAG3	PRO28LG/4	400	320	450	360	3450/4356	1450/1450	1942/2500	2915/3767
SARK-P 500	PERKINS/2506A-E15TAG1	PRO35SB/4	450	360	500	400	3450/4356	1450/1450	1942/2500	3600/4840
SARK-P 550	PERKINS/2506A-E15TAG2	PRO35SC/4	500	400	550	440	3450/4356	1450/1450	1942/2500	3680/4920
SARK-P 660	PERKINS/2806A-E18TAG1A	PRO35ME/4	600	480	660	528	3650/4667	1640/1640	2205/2500	4330/5570
SARK-P 720	PERKINS/2806A-E18TAG2	PRO35MF/4	660	528	720	576	3650/4667	1640/1640	2205/2500	4350/5590
SARK-P 800	PERKINS/4006-23TAG2A	PRO35MG/4	725	580	795	636	4000/6080	1650/2470	2290/3300	5100/9100
SARK-P 825	PERKINS/4006-23TAG2A	PRO35LH/4	750	600	825	660	404/6078	1650/2470	2290/3300	5250/9250
SARK-P 900	PERKINS/4006-23TAG3A	PRO35LH/4	800	640	900	720	404/6078	1650/2470	2290/3300	5250/9250
SARK-P 1100	PERKINS/4008TAG2A	HCI 634J	1020	816	1100	880	4500/6078	2050/2470	2580/3500	7585/12220
SARK-P 1375	PERKINS/4012-46TWG2A	PI 734B	1250	1000	1380	1104	4800/9150	1880/2470	2350/3700	9300/1700
SARK-P 1650	PERKINS/4012-46TAG2A	PI 734C	1506	1204	1650	1320	5060/9150	2260/2470	2420/3950	10300/17800
SARK-P 1900	PERKINS/4012-46TAG3A	PI 734E	1710	1368	1875	1500	5060/9150	2260/2470	2420/3950	11150/ TBA
SARK-P 2000	PERKINS/4016-61TRG1	PI 734E	1850	1480	2000	1600	6200/12220	2250/2470	2750/3950	13500/ TBA
SARK-P 2250	PERKINS/4016-61TRG2	PI 734F	2015	1612	2250	1800	6200/12220	2250/2470	2750/3950	14100/ TBA
SARK-P 2500	PERKINS/4016-61TRG3	LVSI 804R	2250	1800	2500	2000	6200/12220	2250/2470	2750/3950	TBA

VOLVO

GENERATING SETS							OPEN/SOUND PROOFED TYPE			
Gen-Set Model	Diesel Engine Model	Generator Model	*Prime		**Standby		Length [mm]	Width [mm]	Height [mm]	Dry [kg]
			kVA	kW	kVA	kW				
SARK-V 110	VOLVO-TAD531GE	PRO22SD/4	100	80	110	88	2150/2872	1100/1100	1365/1720	1137/1447
SARK-V 145	VOLVO-TAD532GE	PRO22ME/4	130	104	145	116	2650/3433	1100/1100	1476/1950	1212/1522
SARK-V 170	VOLVO-TAD731GE	PRO22MF/4	155	124	170	136	2650/3433	1100/1100	1476/1950	1514/1888
SARK-V 200	VOLVO-TAD732GE	PRO28SA/4	180	144	200	160	2750/3635	1250/1250	1677/2100	1685/2330
SARK-V 220	VOLVO-TAD733GE	PRO28SB/4	200	160	220	176	2750/3635	1250/1250	1677/2100	1720/2370
SARK-V 275	VOLVO-TAD734GE	PRO28SD/4	250	200	275	220	2750/3635	1250/1250	1677/2100	1809/2456
SARK-V 350	VOLVO-TAD1341GE	PRO28ME/4	320	256	350	280	3350/4255	1300/1300	1730/1980	2795/3395
SARK-V 375	VOLVO-TAD1342GE	PRO28MF/4	350	280	375	300	3350/4255	1300/1300	1730/1980	2910/3510
SARK-V 420	VOLVO-TAD1343GE	PRO28LG/4	380	304	417	333	3350/4255	1300/1300	1730/1980	3022/3622
SARK-V 450	VOLVO-TAD1344GE	PRO28LG/4	410	328	450	360	3350/4255	1300/1300	1730/1980	3022/3622
SARK-V 500	VOLVO-TAD1345GE	PRO35SB/4	450	360	500	400	3450/4356	1450/1450	1783/2500	3290/4205
SARK-V 560	VOLVO-TAD1641GE	PRO35SC/4	500	400	560	448	3450/4356	1450/1450	2090/2500	3690/4605
SARK-V 660	VOLVO-TAD1642GE	PRO35ME/4	600	480,3	660	528	3650/4667	1640/1640	2092/2500	4065/4986
SARK-V 710	VOLVO-TWD1643GE	PRO35MF/4	640	512	710	568	3650/4667	1640/1640	2110/2500	4405/5325



OUR SOLUTION PARTNERS

CABLE TRAY

A wide selection of materials and finishes to meet your demanding environmental conditions. Several options of zinc coatings and varying types of steel and stainles steel grades enable the low cost and durability combinations for your requirements.

Cable tray is adaptable to the changing needs. Requirement of advancing the power limits of your site is very asy with the cable tray systems. The entire cable tray system is formed with system components and each component is easily demountable and changeable manually.

Cable tray systems bring lower engineering and maintenance costs.

High ventilation capacity of cable trays avoids any moisture on cables and connections which eliminates reiks in the electrical current.

Steel cable trays are non-flammable and do not constitute any threat of fire due to metallic material's nature.Thus, its resistance enables maximum safety

Can be obsorved, and tested more practically.

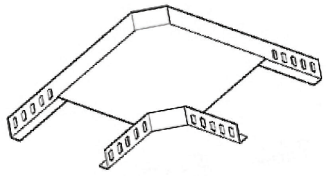

90° Flat Bend

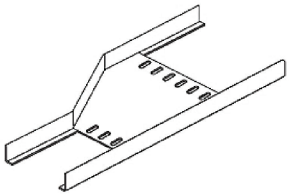

Right Reducer

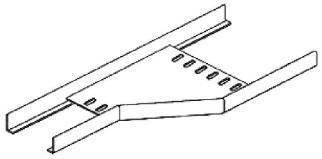

Left Reducer

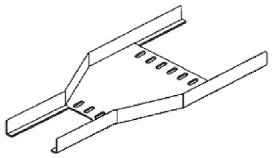

Straight Reducer

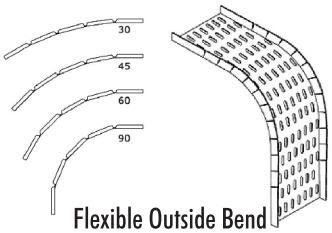

Flexible Outside Bend

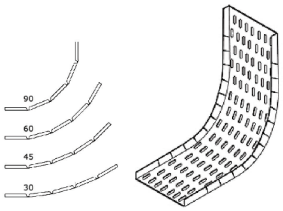

Flexible Inside Bend

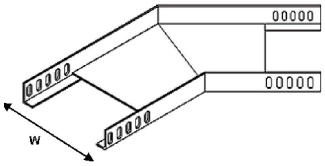

45° Flat Bend

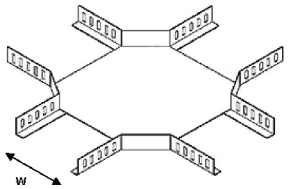

90° Flat Bend

Dimension

Width	Height	Thickness
50	50	1,5
100	50	1,5
150	50	2
200	50	2
300	50	2
400	50	2
500	50	2
600	50	2

APPLICATION

- Tunnels, Subways & Bridges
- Automotive factories
- Malls
- Business Center & Offices
- Railway stations
- Airports
- Parking Lots
- Large Stores
- Refineries
- Petrochemical Plants
- Food Plants
- Warehauses
- Sea Ports
- Residences
- Stadiums
- Civic Centers
- Meeting Halls
- Supermarkets
- Hospitals
- Automative Plants
- Dams
- Hydroelectric Plants
- Museums
- Medical Centers
- Universities
- Schools
- Paper Plants
- Mining Plants
- Factories
- Food processing Plants
- Oil Rigs
- Lifts (Elevators)
- Textile Factories
- Onshore&Offshore Plants
- Exhibition Halls
- Other Industrial Plants











Diamond
cable

diamondcable.com.tr

DIAMOND CABLE
KABLO İÇ ve DIŞ TİC. LTD. ŞTİ.
Halil Rıfat Paşa Mahallesi Perpa Ticaret Merkezi
A Blok Kat: 5 No: 119 Okmeydanı-İstanbul / TURKEY
Tel : +90 212 220 63 34
Fax : +90 212 220 76 34
E-mail : diamondcable.com.tr

